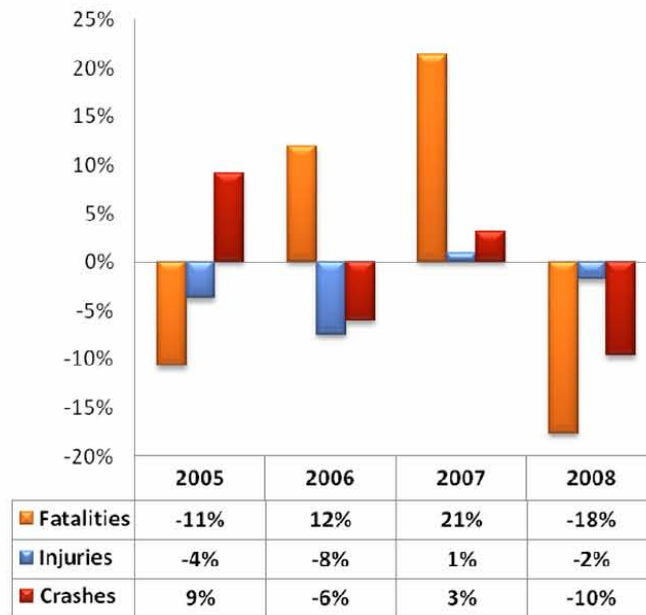


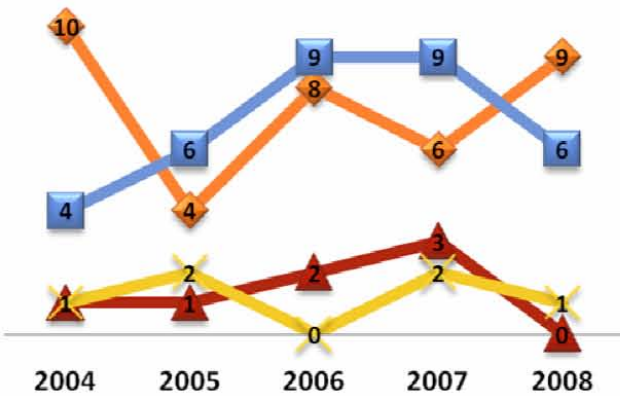
Carroll County

TYPE	2004	2005	2006	2007	2008
Fatalities	28	25	28	34	28
Injuries	1949	1876	1735	1751	1719
Crashes	3564	3891	3654	3769	3405

Percent Change from Previous Year

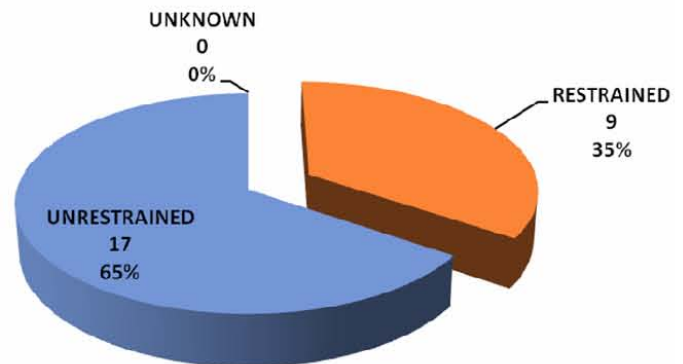


Fatality Types



- ◆ Alcohol-Impaired Driving (BAC=.08+) Fatalities
- Speeding Involved Crash Fatalities
- ▲ Motorcyclist Fatalities
- ✦ Pedestrian Fatalities

2008 Fatality by Restraint Use



Passenger Vehicles Include Light (P/U) Trucks & Passenger Cars