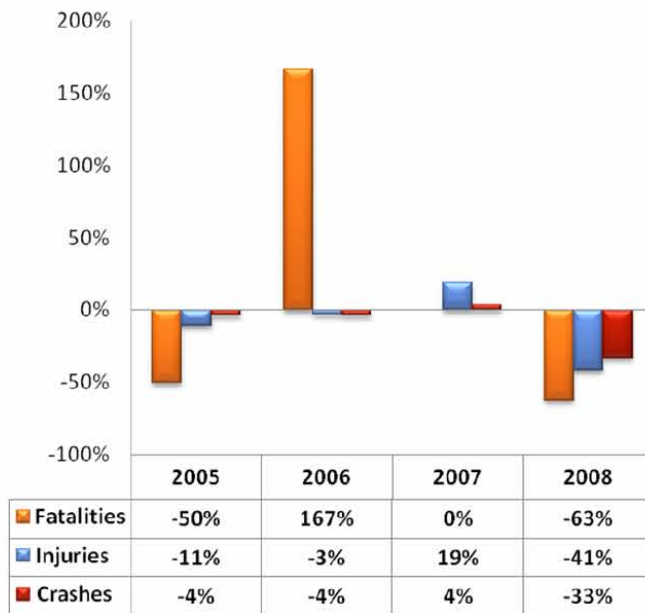


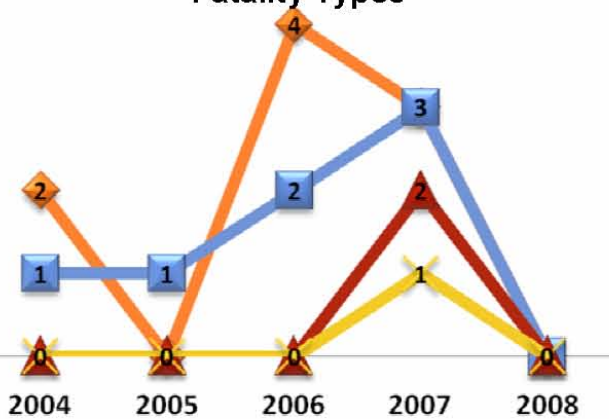
Candler County

TYPE	2004	2005	2006	2007	2008
Fatalities	6	3	8	8	3
Injuries	185	165	160	191	112
Crashes	292	281	271	281	188

Percent Change from Previous Year

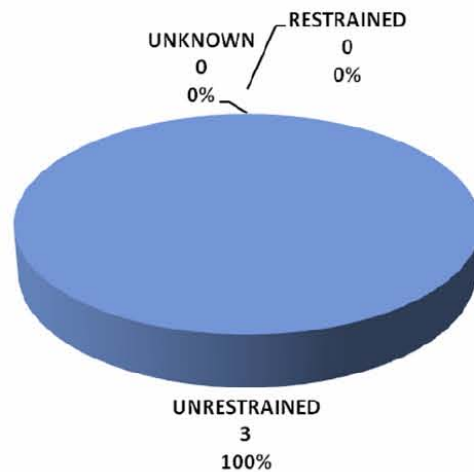


Fatality Types



- ◆ Alcohol-Impaired Driving (BAC=.08+) Fatalities
- Speeding Involved Crash Fatalities
- ▲ Motorcyclist Fatalities
- ✦ Pedestrian Fatalities

2008 Fatality by Restraint Use



Passenger Vehicles Include Light (P/U) Trucks & Passenger Cars