



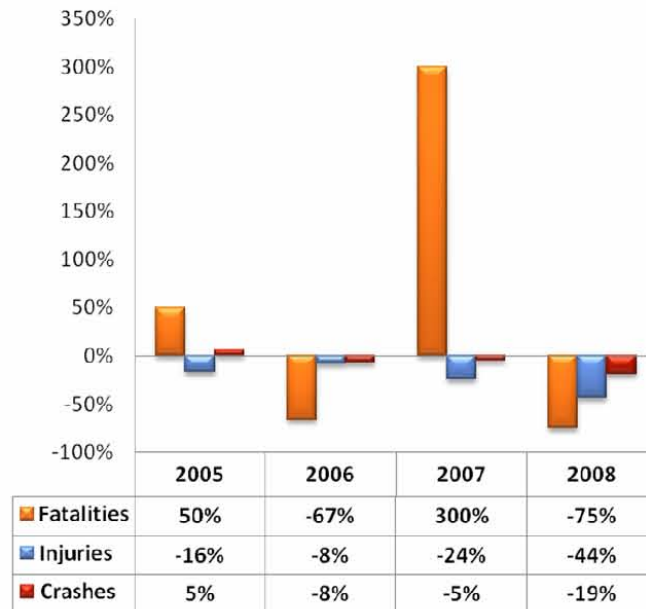
GEORGIA

TRAFFIC SAFETY FACTS

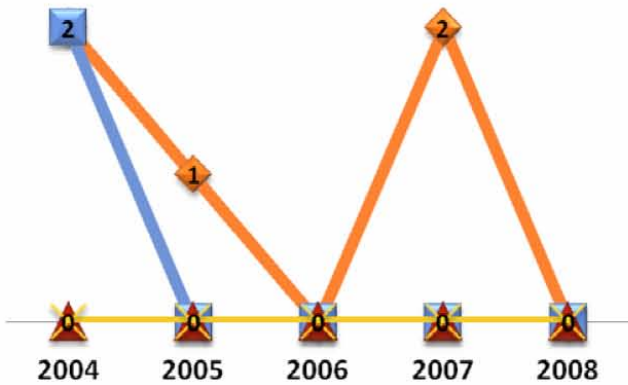
Calhoun County

TYPE	2004	2005	2006	2007	2008
Fatalities	2	3	1	4	1
Injuries	43	36	33	25	14
Crashes	75	79	73	69	56

Percent Change from Previous Year

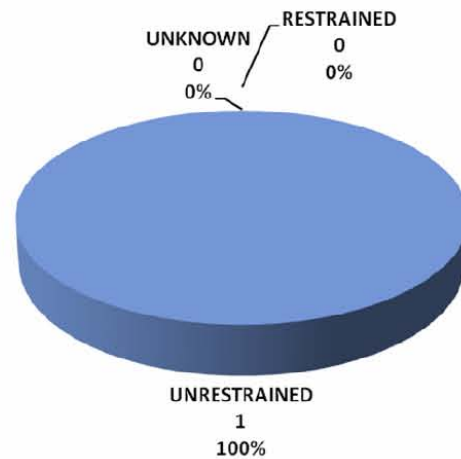


Fatality Types



- ◆ Alcohol-Impaired Driving (BAC=.08+) Fatalities
- Speeding Involved Crash Fatalities
- ▲ Motorcyclist Fatalities
- ✦ Pedestrian Fatalities

2008 Fatality by Restraint Use



Passenger Vehicles Include Light (P/U) Trucks & Passenger Cars