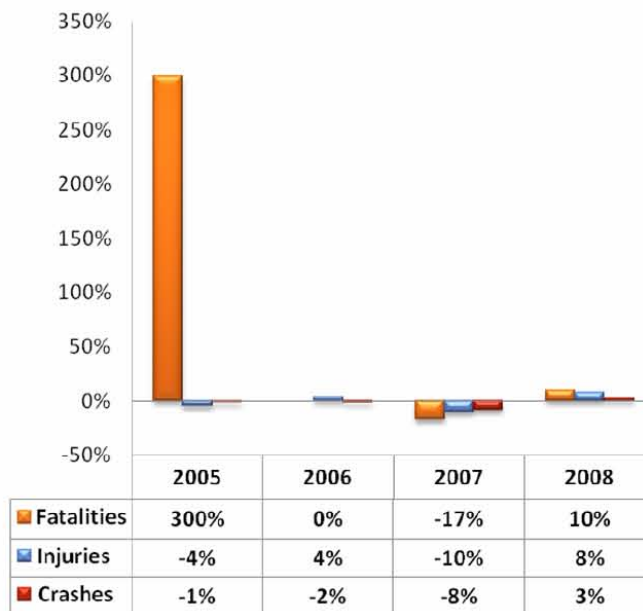


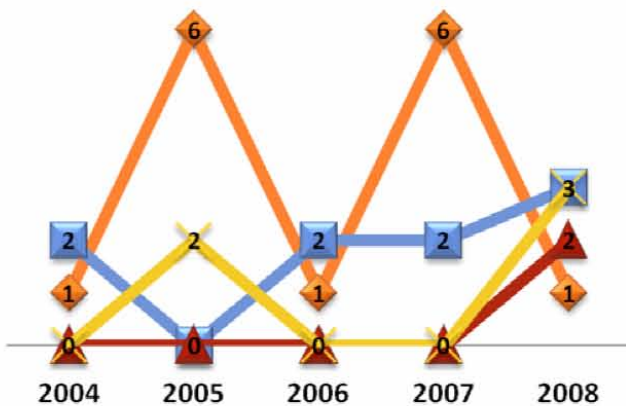
Burke County

TYPE	2004	2005	2006	2007	2008
Fatalities	3	12	12	10	11
Injuries	337	322	335	301	325
Crashes	936	922	905	829	856

Percent Change from Previous Year

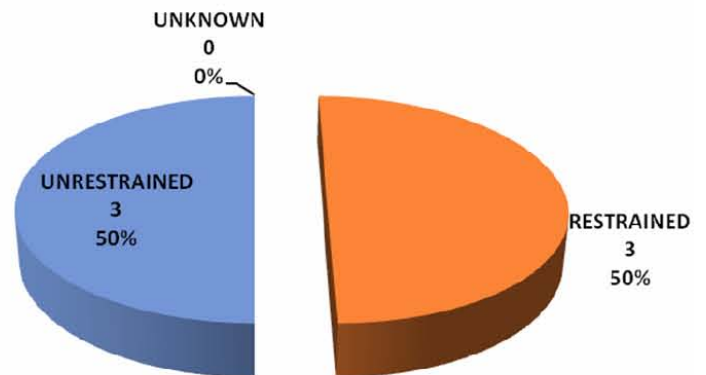


Fatality Types



- ◆ Alcohol-Impaired Driving (BAC=.08+) Fatalities
- Speeding Involved Crash Fatalities
- ▲ Motorcyclist Fatalities
- ◆ Pedestrian Fatalities

2008 Fatality by Restraint Use



Passenger Vehicles Include Light (P/U) Trucks & Passenger Cars