



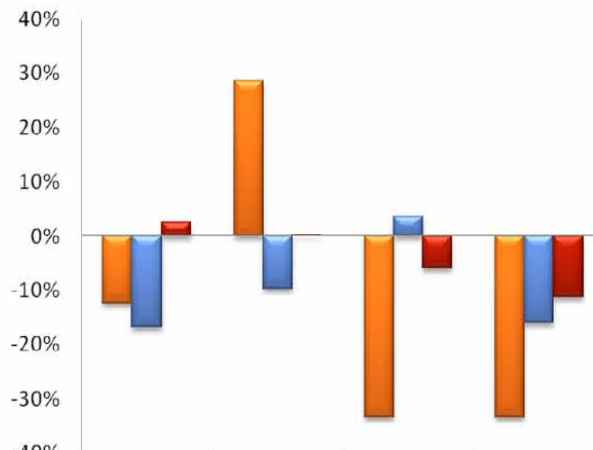
GEORGIA

TRAFFIC SAFETY FACTS

Bryan County

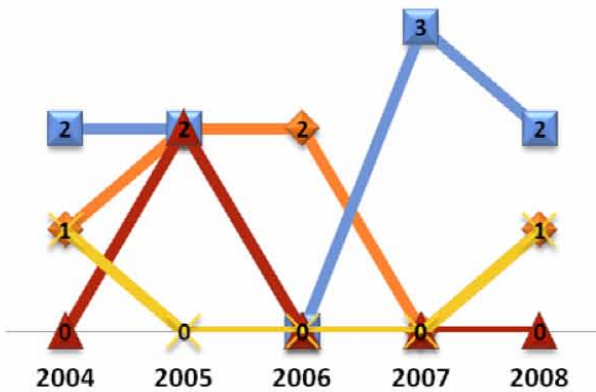
TYPE	2004	2005	2006	2007	2008
Fatalities	8	7	9	6	4
Injuries	409	340	307	318	267
Crashes	798	818	820	771	684

Percent Change from Previous Year



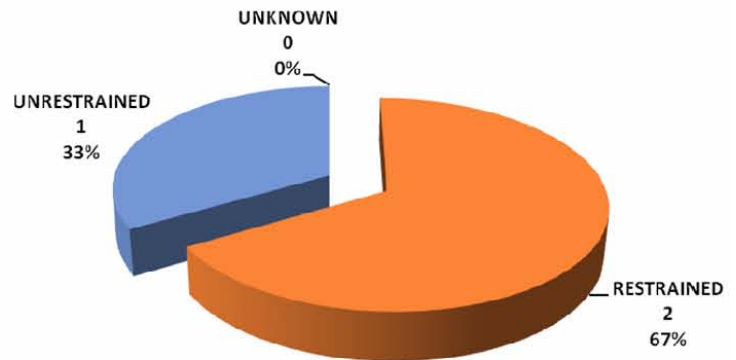
	2005	2006	2007	2008
Fatalities	-13%	29%	-33%	-33%
Injuries	-17%	-10%	4%	-16%
Crashes	3%	0%	-6%	-11%

Fatality Types



- Alcohol-Impaired Driving (BAC=.08+) Fatalities
- Speeding Involved Crash Fatalities
- Motorcyclist Fatalities
- Pedestrian Fatalities

2008 Fatality by Restraint Use



Passenger Vehicles Include Light (P/U) Trucks & Passenger Cars