



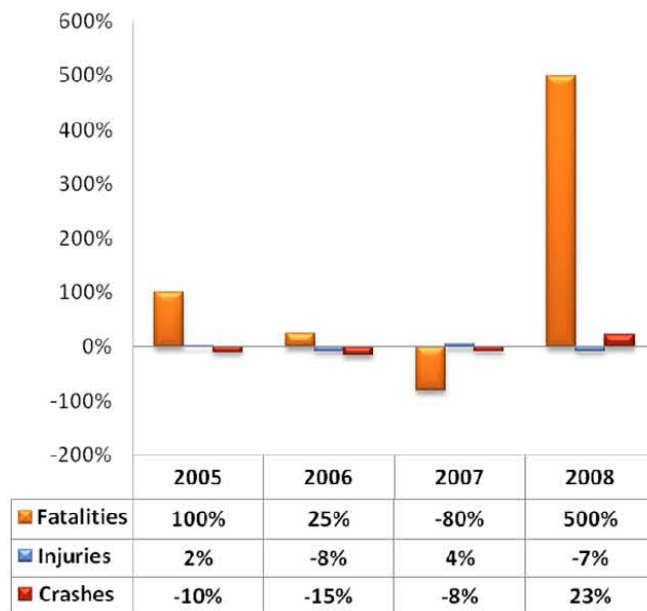
GEORGIA

TRAFFIC SAFETY FACTS

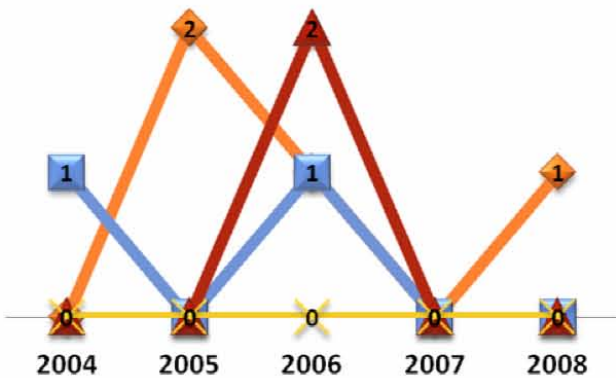
Bleckley County

TYPE	2004	2005	2006	2007	2008
Fatalities	2	4	5	1	6
Injuries	97	99	91	95	88
Crashes	204	183	155	143	176

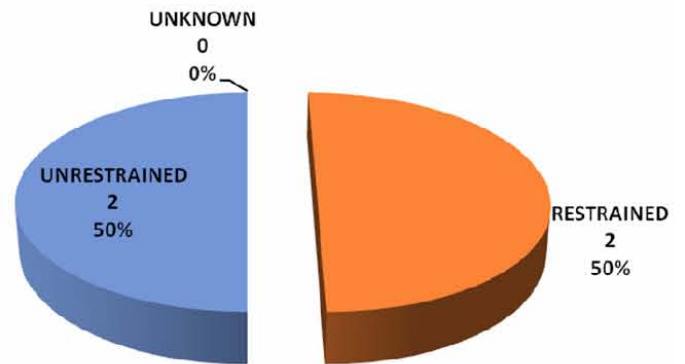
Percent Change from Previous Year



Fatality Types



2008 Fatality by Restraint Use



- ◆ Alcohol-Impaired Driving (BAC=.08+) Fatalities
- Speeding Involved Crash Fatalities
- ▲ Motorcyclist Fatalities
- ✦ Pedestrian Fatalities

Passenger Vehicles Include Light (P/U) Trucks & Passenger Cars