



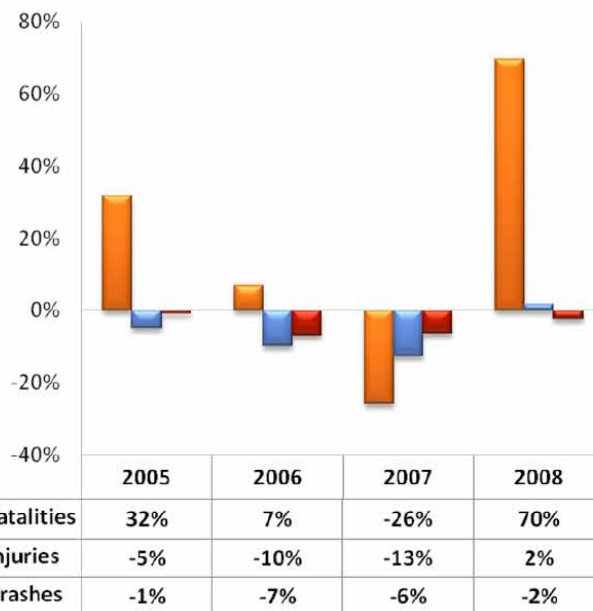
GEORGIA

TRAFFIC SAFETY FACTS

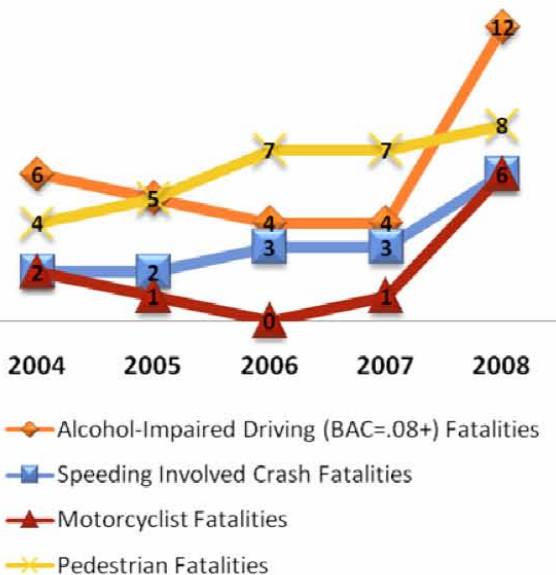
Bibb County

TYPE	2004	2005	2006	2007	2008
Fatalities	22	29	31	23	39
Injuries	3772	3583	3233	2825	2875
Crashes	7722	7653	7132	6680	6526

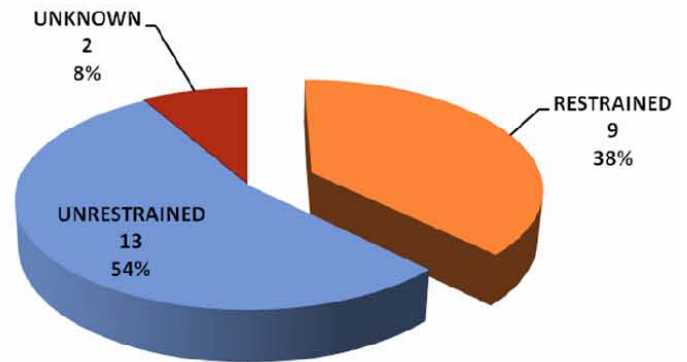
Percent Change from Previous Year



Fatality Types



2008 Fatality by Restraint Use



Passenger Vehicles Include Light (P/U) Trucks & Passenger Cars