



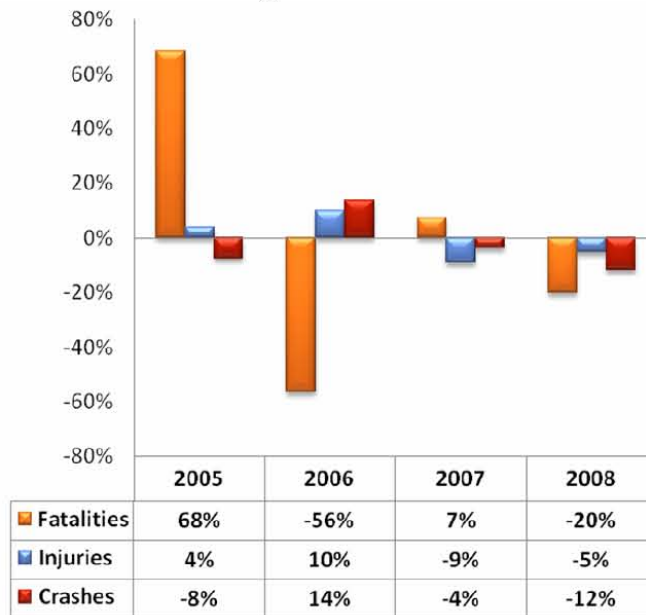
GEORGIA

TRAFFIC SAFETY FACTS

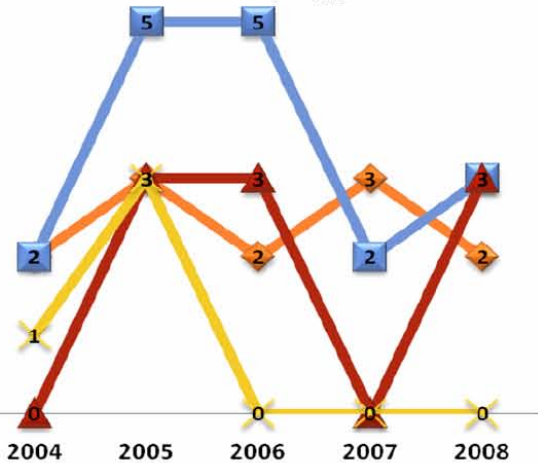
Walton County

TYPE	2004	2005	2006	2007	2008
Fatalities	19	32	14	15	12
Injuries	898	934	1026	933	885
Crashes	1907	1759	2000	1925	1696

Percent Change from Previous Year

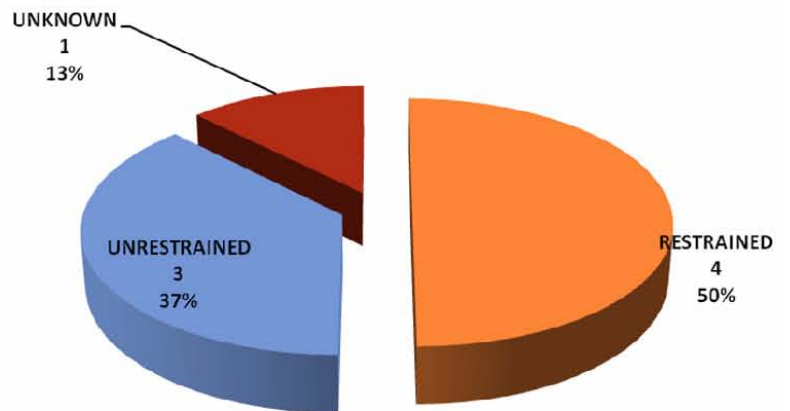


Fatality Types



- ◆ Alcohol-Impaired Driving (BAC=.08+) Fatalities
- Speeding Involved Crash Fatalities
- ▲ Motorcyclist Fatalities
- ✦ Pedestrian Fatalities

2008 Fatality by Restraint Use



Passenger Vehicles Include Light (P/U) Trucks & Passenger Cars