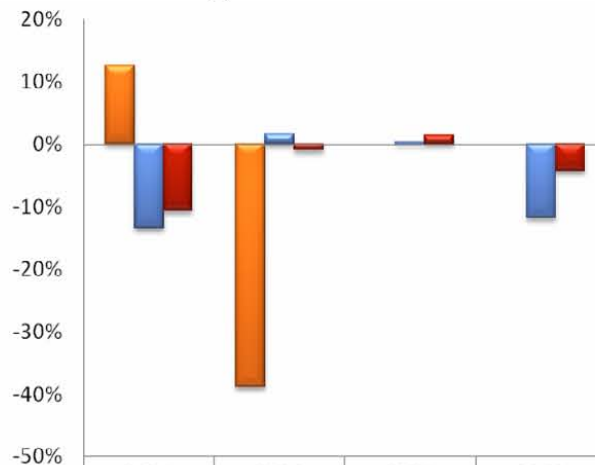


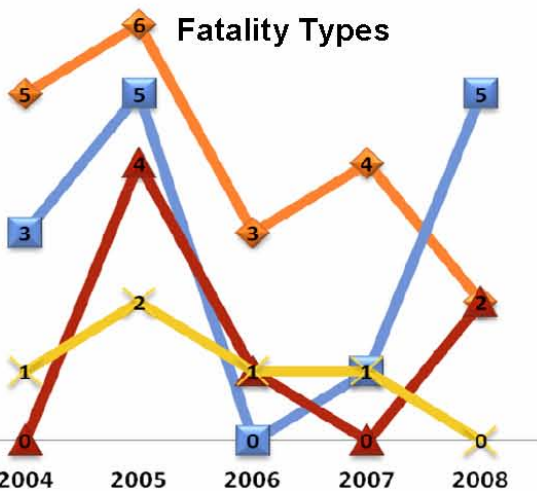
Walker County

TYPE	2004	2005	2006	2007	2008
Fatalities	16	18	11	11	11
Injuries	880	761	773	776	684
Crashes	1515	1355	1342	1361	1303

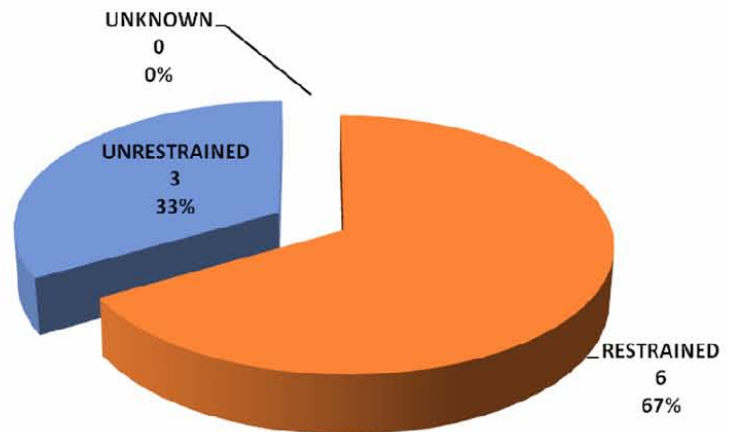
Percent Change from Previous Year



	2005	2006	2007	2008
Fatalities	13%	-39%	0%	0%
Injuries	-14%	2%	0%	-12%
Crashes	-11%	-1%	1%	-4%



2008 Fatality by Restraint Use



Passenger Vehicles Include Light (P/U) Trucks & Passenger Cars