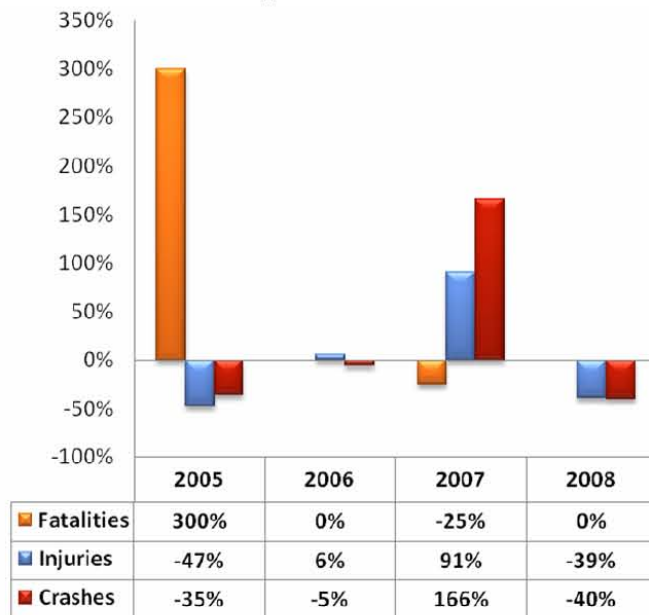


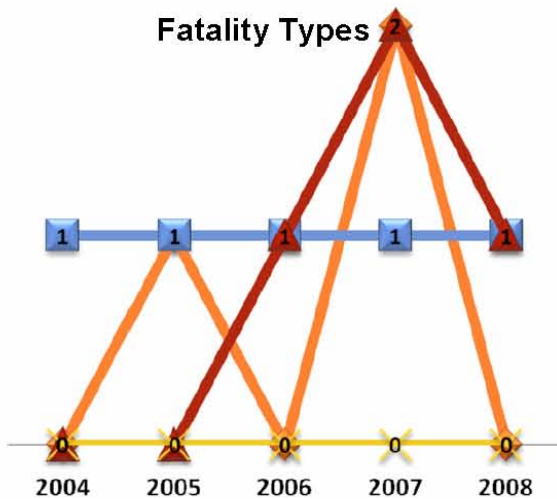
### Towns County

TYPE	2004	2005	2006	2007	2008
Fatalities	1	4	4	3	3
Injuries	95	50	53	101	62
Crashes	144	93	88	234	141

Percent Change from Previous Year

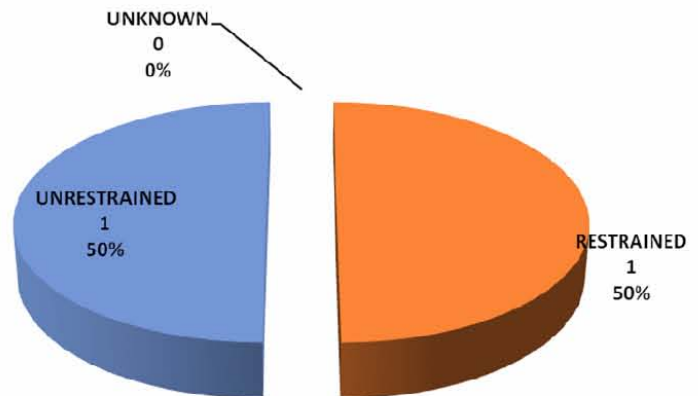


Fatality Types



- ◆ Alcohol-Impaired Driving (BAC=.08+) Fatalities
- Speeding Involved Crash Fatalities
- ▲ Motorcyclist Fatalities
- ✦ Pedestrian Fatalities

2008 Fatality by Restraint Use



Passenger Vehicles Include Light (P/U) Trucks & Passenger Cars