



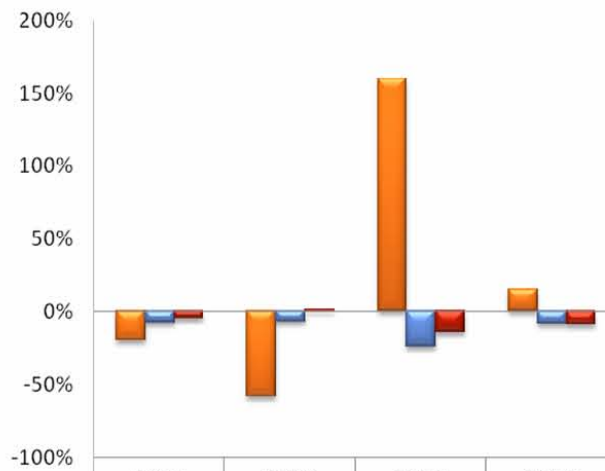
GEORGIA

TRAFFIC SAFETY FACTS

Tift County

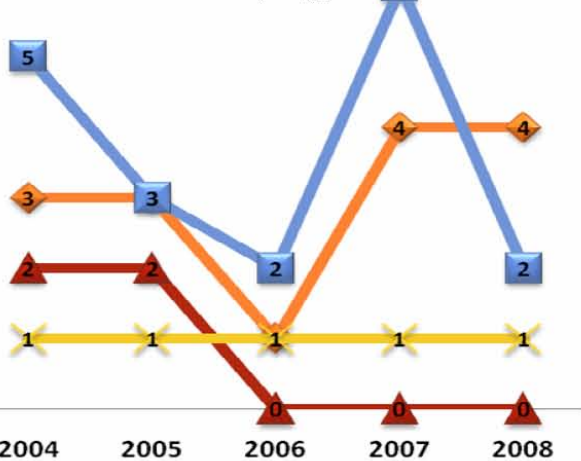
TYPE	2004	2005	2006	2007	2008
Fatalities	15	12	5	13	15
Injuries	870	806	748	570	523
Crashes	1459	1394	1414	1211	1105

Percent Change from Previous Year



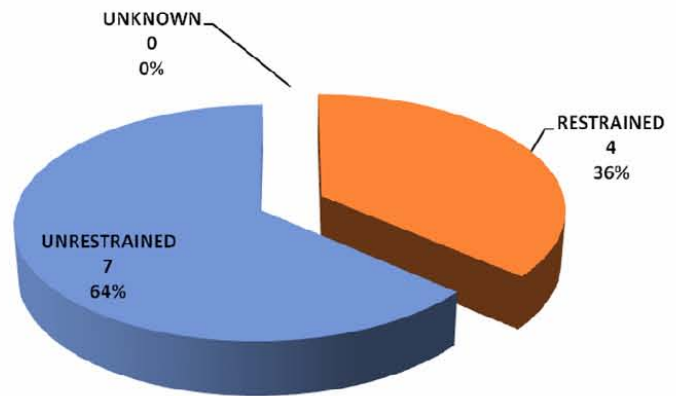
	2005	2006	2007	2008
Fatalities	-20%	-58%	160%	15%
Injuries	-7%	-7%	-24%	-8%
Crashes	-4%	1%	-14%	-9%

Fatality Types



- Alcohol-Impaired Driving (BAC=.08+) Fatalities
- Speeding Involved Crash Fatalities
- Motorcyclist Fatalities
- Pedestrian Fatalities

2008 Fatality by Restraint Use



Passenger Vehicles Include Light (P/U) Trucks & Passenger Cars