



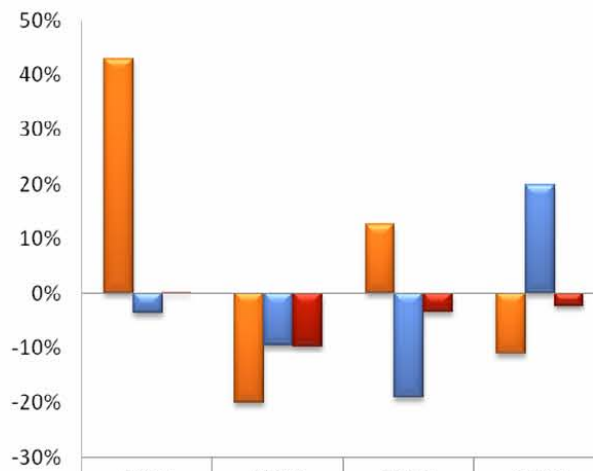
GEORGIA

TRAFFIC SAFETY FACTS

Thomas County

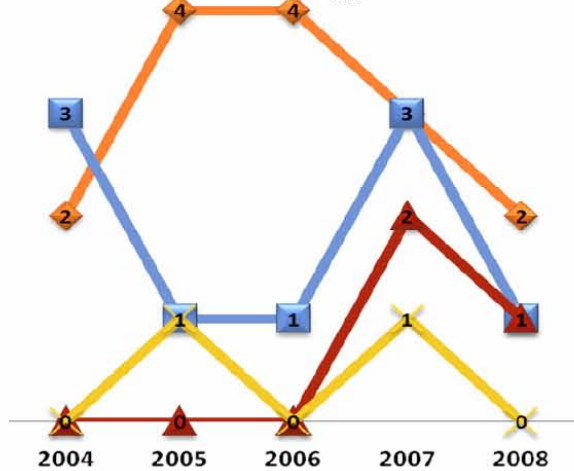
TYPE	2004	2005	2006	2007	2008
Fatalities	7	10	8	9	8
Injuries	687	662	599	485	581
Crashes	1485	1487	1342	1295	1265

Percent Change from Previous Year



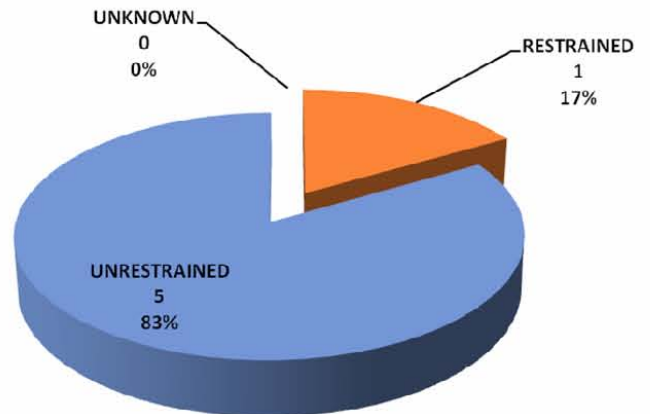
	2005	2006	2007	2008
Fatalities	43%	-20%	13%	-11%
Injuries	-4%	-10%	-19%	20%
Crashes	0%	-10%	-4%	-2%

Fatality Types



- Alcohol-Impaired Driving (BAC=.08+) Fatalities
- Speeding Involved Crash Fatalities
- Motorcyclist Fatalities
- Pedestrian Fatalities

2008 Fatality by Restraint Use



Passenger Vehicles Include Light (P/U) Trucks & Passenger Cars