



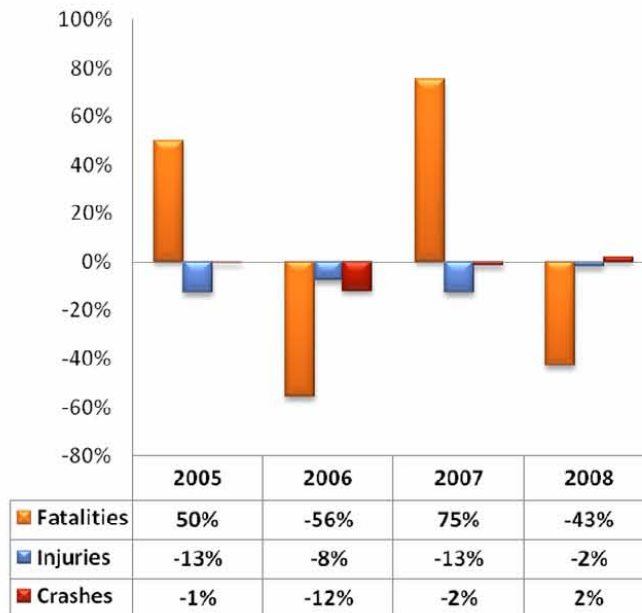
GEORGIA

TRAFFIC SAFETY FACTS

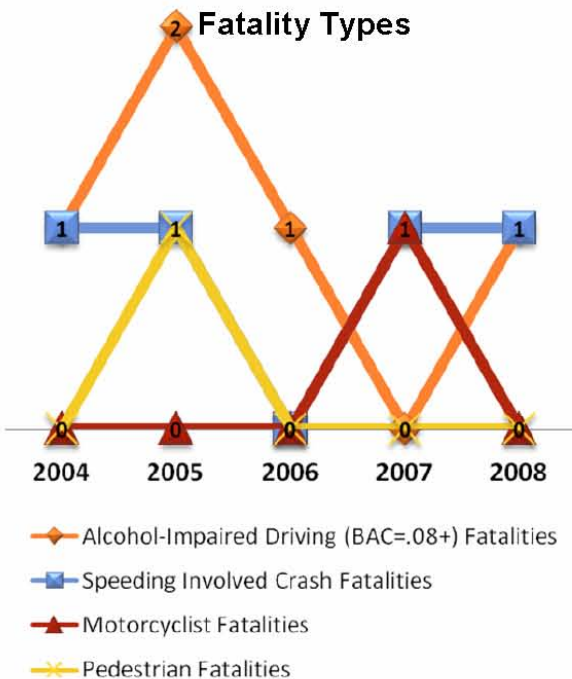
Stephens County

| TYPE | 2004 | 2005 | 2006 | 2007 | 2008 |
|------------|------|------|------|------|------|
| Fatalities | 6 | 9 | 4 | 7 | 4 |
| Injuries | 472 | 412 | 380 | 332 | 325 |
| Crashes | 847 | 842 | 741 | 728 | 742 |

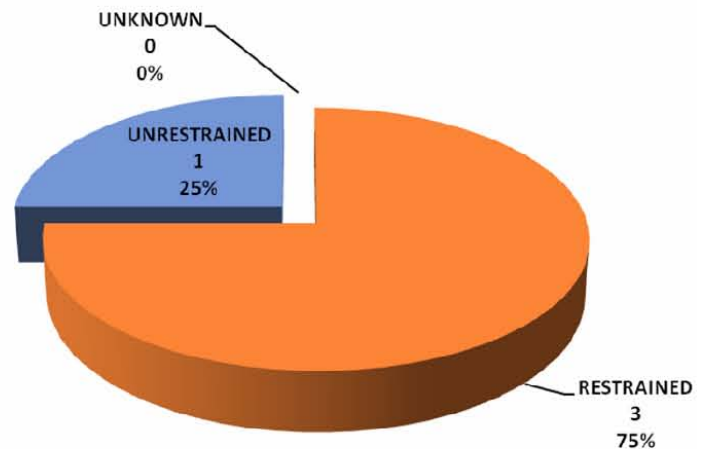
Percent Change from Previous Year



Fatality Types



2008 Fatality by Restraint Use



Passenger Vehicles Include Light (P/U) Trucks & Passenger Cars