



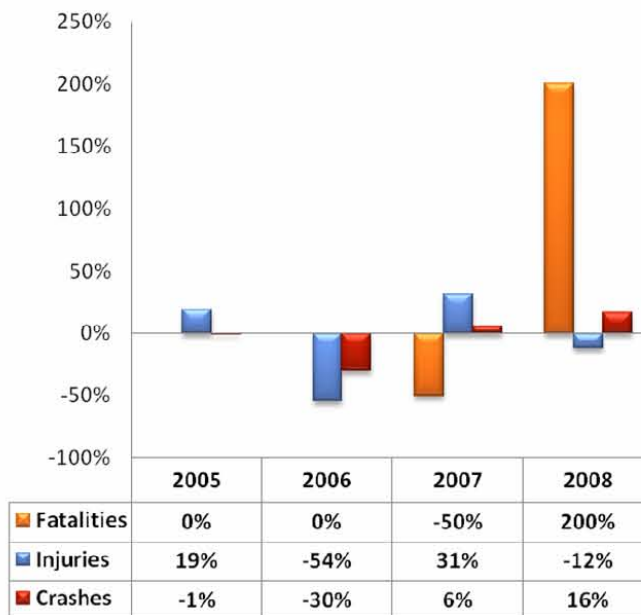
GEORGIA

TRAFFIC SAFETY FACTS

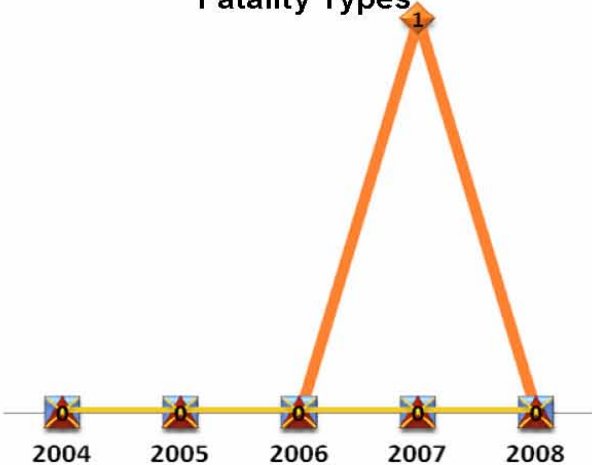
Schley County

| TYPE | 2004 | 2005 | 2006 | 2007 | 2008 |
|------------|------|------|------|------|------|
| Fatalities | 0 | 0 | 2 | 1 | 3 |
| Injuries | 59 | 70 | 32 | 42 | 37 |
| Crashes | 77 | 76 | 53 | 56 | 65 |

Percent Change from Previous Year

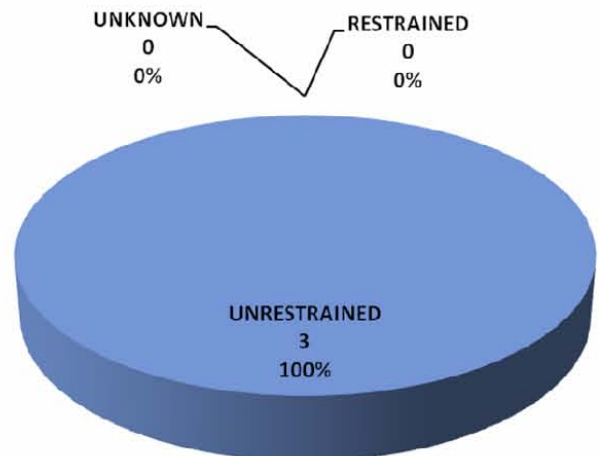


Fatality Types



- Alcohol-Impaired Driving (BAC=.08+) Fatalities
- Speeding Involved Crash Fatalities
- Motorcyclist Fatalities
- Pedestrian Fatalities

2008 Fatality by Restraint Use



Passenger Vehicles Include Light (P/U) Trucks & Passenger Cars