



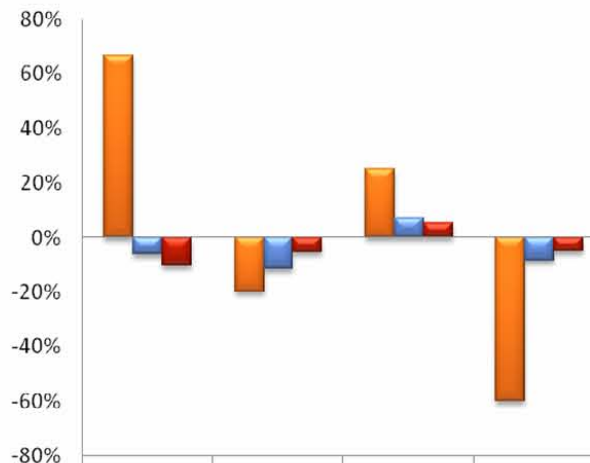
GEORGIA

TRAFFIC SAFETY FACTS

Polk County

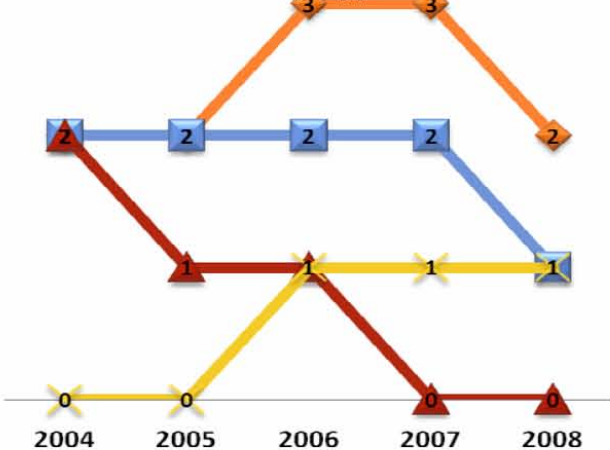
TYPE	2004	2005	2006	2007	2008
Fatalities	9	15	12	15	6
Injuries	602	565	500	536	490
Crashes	1143	1024	969	1020	969

Percent Change from Previous Year



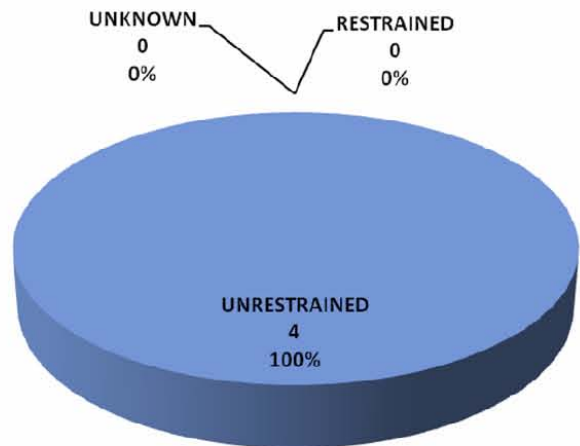
	2005	2006	2007	2008
Fatalities	67%	-20%	25%	-60%
Injuries	-6%	-12%	7%	-9%
Crashes	-10%	-5%	5%	-5%

Fatality Types



- ◆ Alcohol-Impaired Driving (BAC=.08+) Fatalities
- Speeding Involved Crash Fatalities
- ▲ Motorcyclist Fatalities
- ✦ Pedestrian Fatalities

2008 Fatality by Restraint Use



Passenger Vehicles Include Light (P/U) Trucks & Passenger Cars