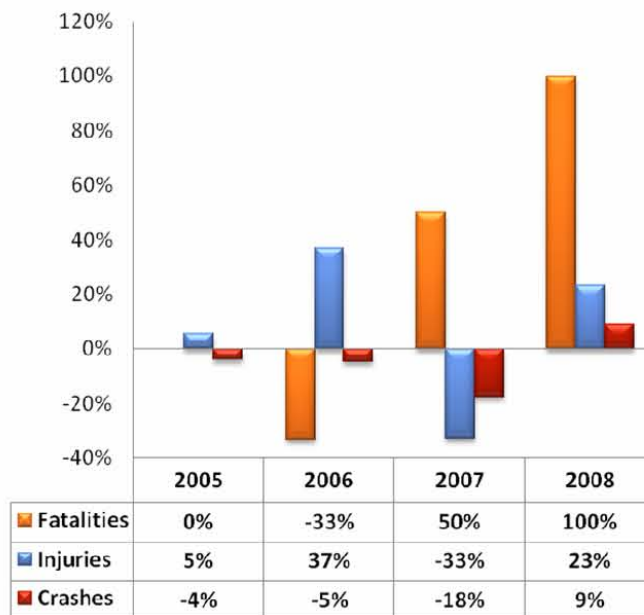


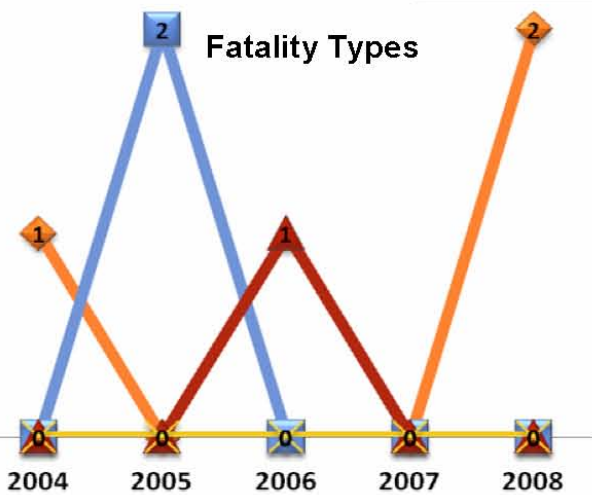
Oglethorpe County

TYPE	2004	2005	2006	2007	2008
Fatalities	3	3	2	3	6
Injuries	129	136	186	125	154
Crashes	288	277	264	217	237

Percent Change from Previous Year

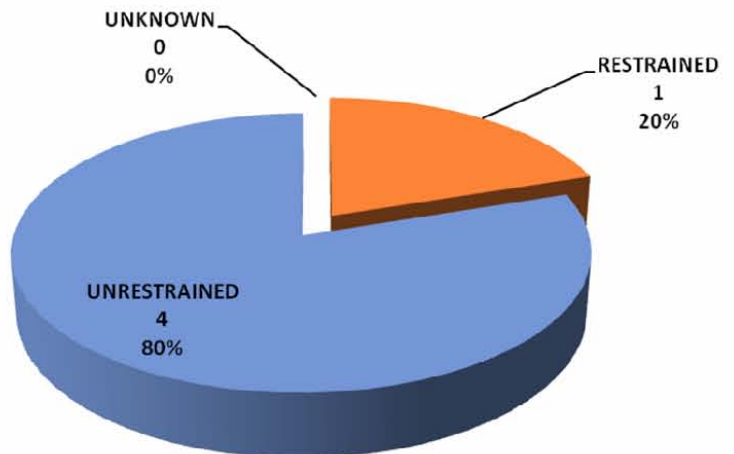


Fatality Types



- ◆ Alcohol-Impaired Driving (BAC=.08+) Fatalities
- Speeding Involved Crash Fatalities
- ▲ Motorcyclist Fatalities
- ★ Pedestrian Fatalities

2008 Fatality by Restraint Use



Passenger Vehicles Include Light (P/U) Trucks & Passenger Cars