



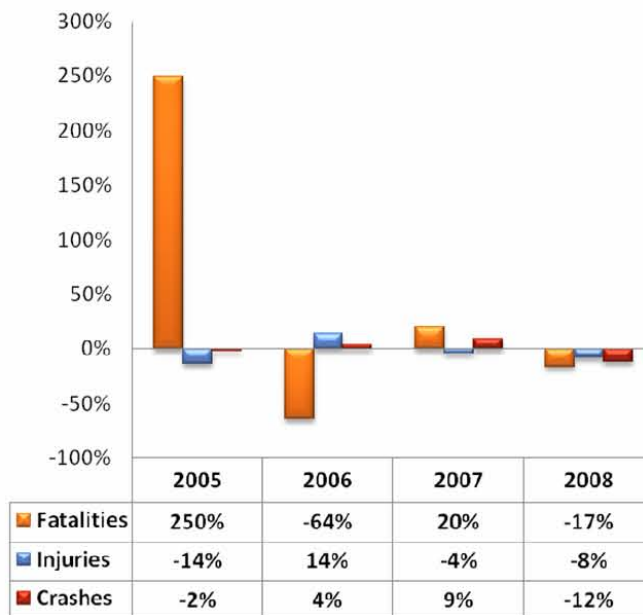
GEORGIA

TRAFFIC SAFETY FACTS

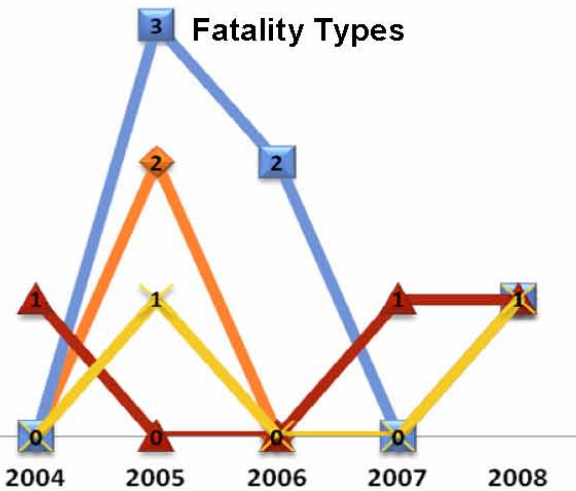
Oconee County

TYPE	2004	2005	2006	2007	2008
Fatalities	4	14	5	6	5
Injuries	347	299	342	328	302
Crashes	864	848	879	959	843

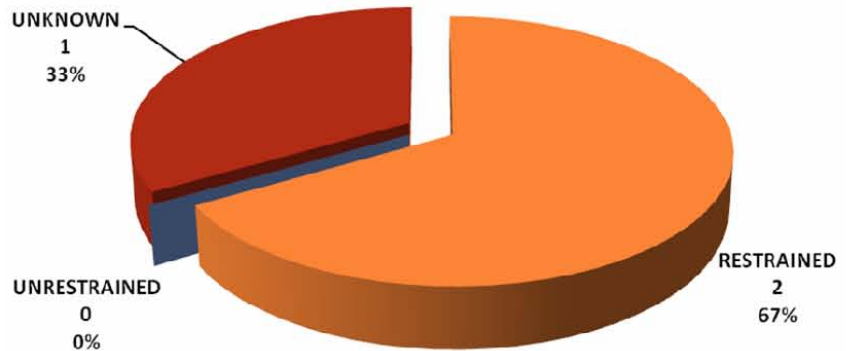
Percent Change from Previous Year



Fatality Types



2008 Fatality by Restraint Use



Passenger Vehicles Include Light (P/U) Trucks & Passenger Cars

- ◆ Alcohol-Impaired Driving (BAC=.08+) Fatalities
- Speeding Involved Crash Fatalities
- ▲ Motorcyclist Fatalities
- ✕ Pedestrian Fatalities