



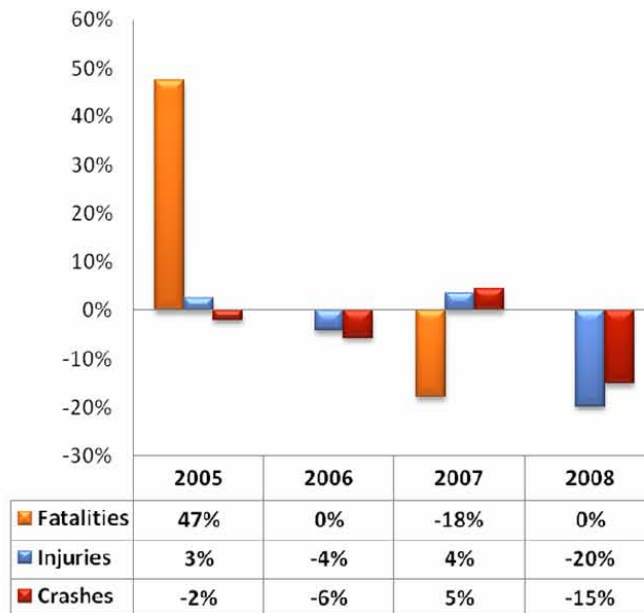
GEORGIA

TRAFFIC SAFETY FACTS

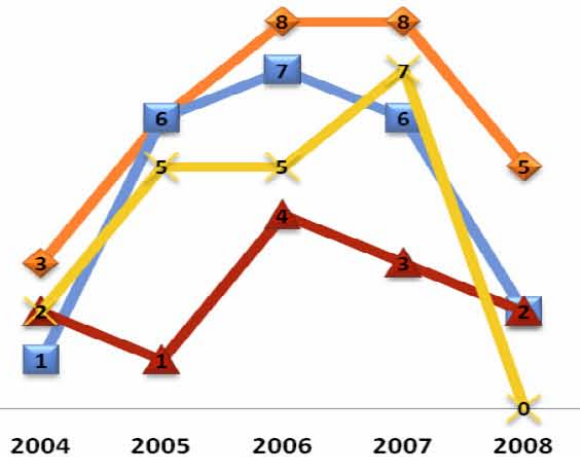
Muscogee County

TYPE	2004	2005	2006	2007	2008
Fatalities	19	28	28	23	23
Injuries	2990	3067	2942	3049	2443
Crashes	8820	8652	8173	8542	7254

Percent Change from Previous Year

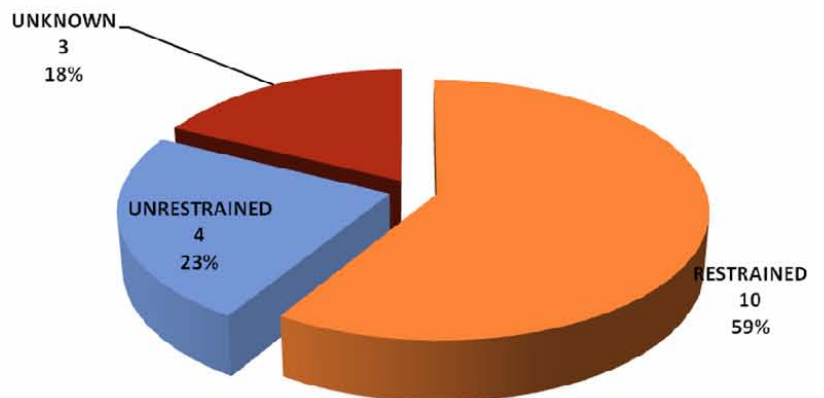


Fatality Types



- ◆ Alcohol-Impaired Driving (BAC=.08+) Fatalities
- Speeding Involved Crash Fatalities
- ▲ Motorcyclist Fatalities
- ✦ Pedestrian Fatalities

2008 Fatality by Restraint Use



Passenger Vehicles Include Light (P/U) Trucks & Passenger Cars