



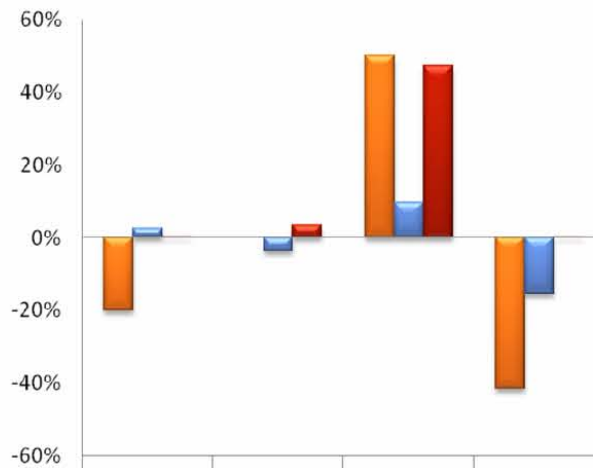
GEORGIA

TRAFFIC SAFETY FACTS

Morgan County

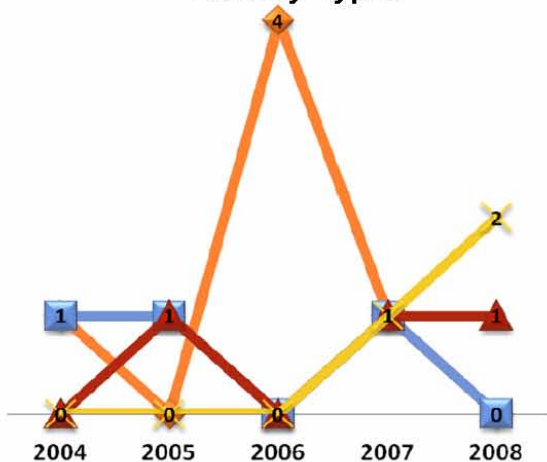
TYPE	2004	2005	2006	2007	2008
Fatalities	10	8	8	12	7
Injuries	209	214	206	226	191
Crashes	328	329	340	500	501

Percent Change from Previous Year

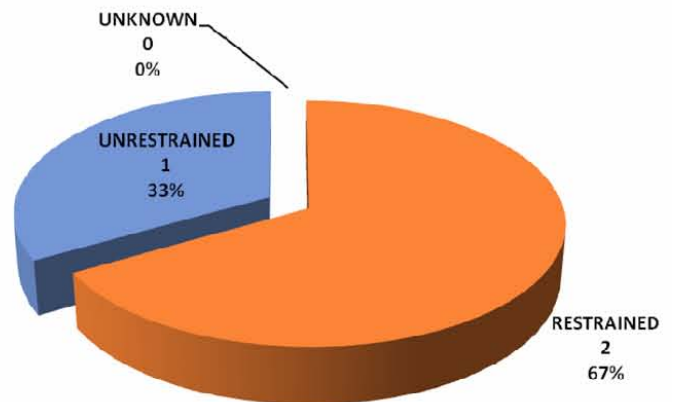


	2005	2006	2007	2008
Fatalities	-20%	0%	50%	-42%
Injuries	2%	-4%	10%	-15%
Crashes	0%	3%	47%	0%

Fatality Types



2008 Fatality by Restraint Use



Passenger Vehicles Include Light (P/U) Trucks & Passenger Cars