



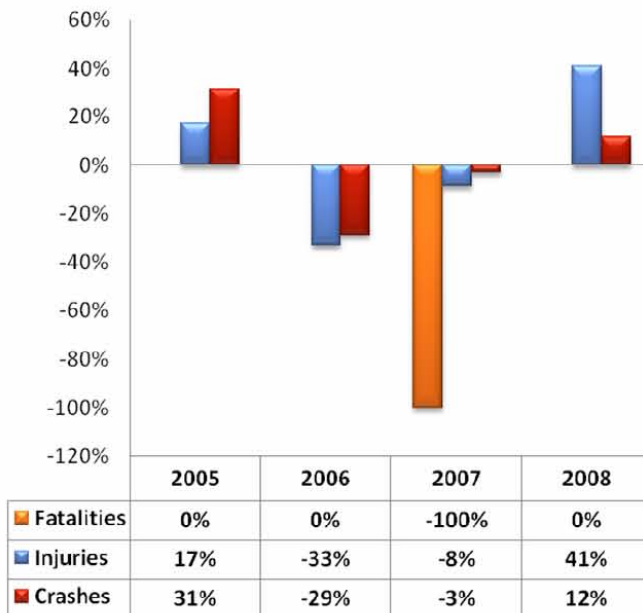
GEORGIA

TRAFFIC SAFETY FACTS

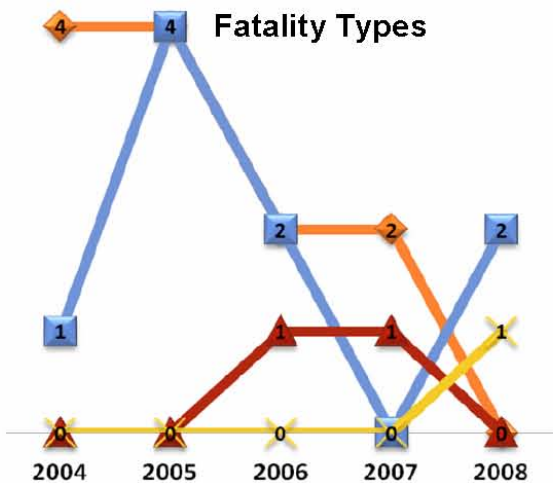
McIntosh County

TYPE	2004	2005	2006	2007	2008
Fatalities	3	3	3	0	3
Injuries	75	88	59	54	76
Crashes	105	138	98	95	106

Percent Change from Previous Year

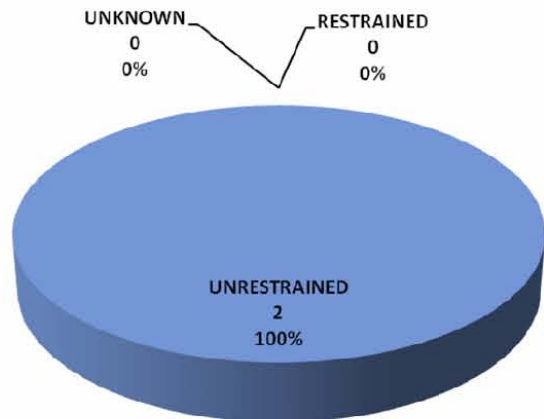


Fatality Types



- ◆ Alcohol-Impaired Driving (BAC=.08+) Fatalities
- Speeding Involved Crash Fatalities
- ▲ Motorcyclist Fatalities
- ✦ Pedestrian Fatalities

2008 Fatality by Restraint Use



Passenger Vehicles Include Light (P/U) Trucks & Passenger Cars