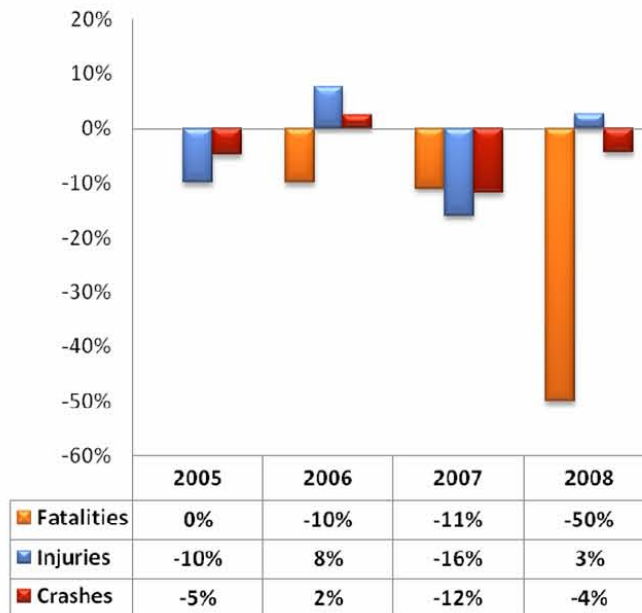


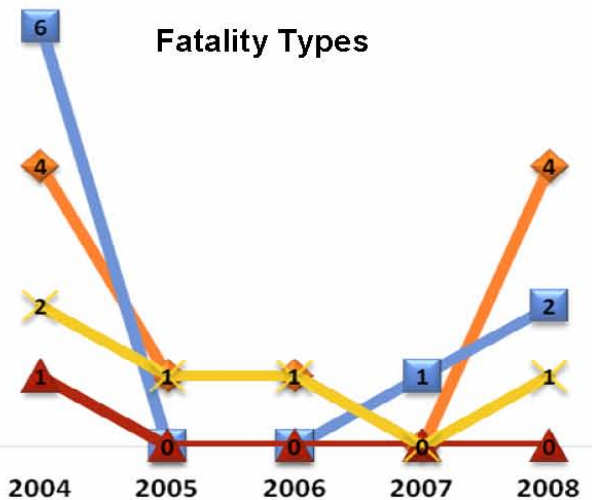
McDuffie County

TYPE	2004	2005	2006	2007	2008
Fatalities	10	10	9	8	4
Injuries	375	338	364	306	314
Crashes	729	694	711	627	600

Percent Change from Previous Year

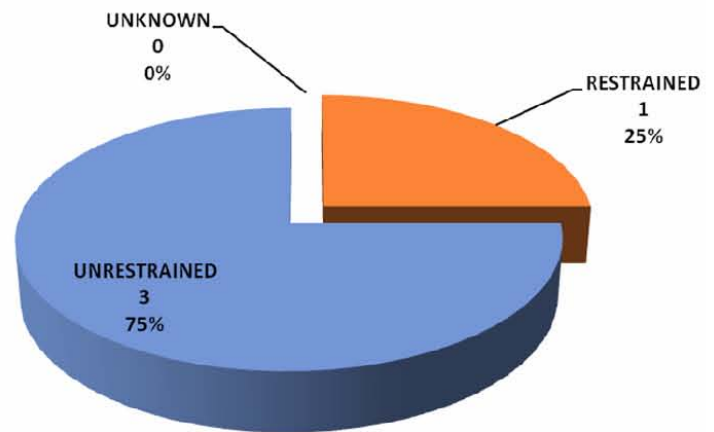


Fatality Types



- ◆ Alcohol-Impaired Driving (BAC=.08+) Fatalities
- Speeding Involved Crash Fatalities
- ▲ Motorcyclist Fatalities
- ✕ Pedestrian Fatalities

2008 Fatality by Restraint Use



Passenger Vehicles Include Light (P/U) Trucks & Passenger Cars