



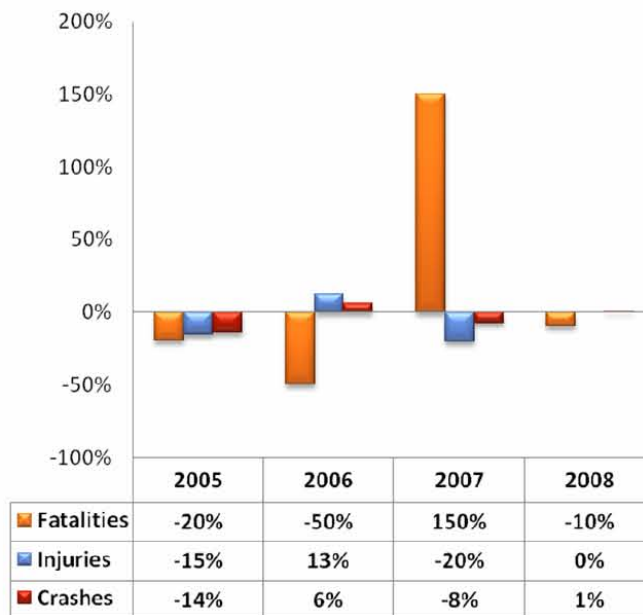
# GEORGIA

## TRAFFIC SAFETY FACTS

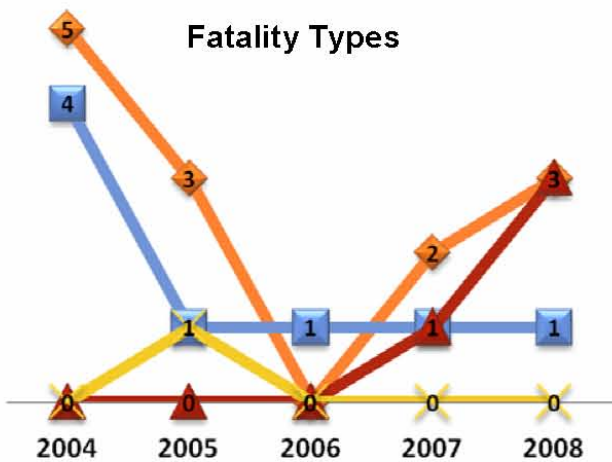
### Macon County

TYPE	2004	2005	2006	2007	2008
Fatalities	10	8	4	10	9
Injuries	389	330	372	297	297
Crashes	695	599	634	585	588

Percent Change from Previous Year

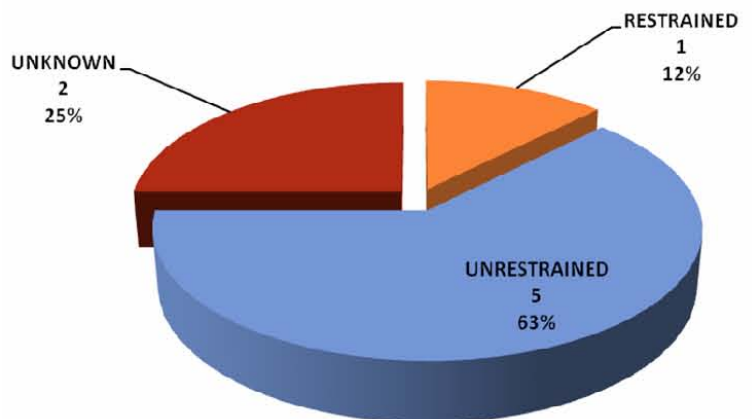


Fatality Types



- ◆ Alcohol-Impaired Driving (BAC=.08+) Fatalities
- Speeding Involved Crash Fatalities
- ▲ Motorcyclist Fatalities
- ✦ Pedestrian Fatalities

2008 Fatality by Restraint Use



Passenger Vehicles Include Light (P/U) Trucks & Passenger Cars