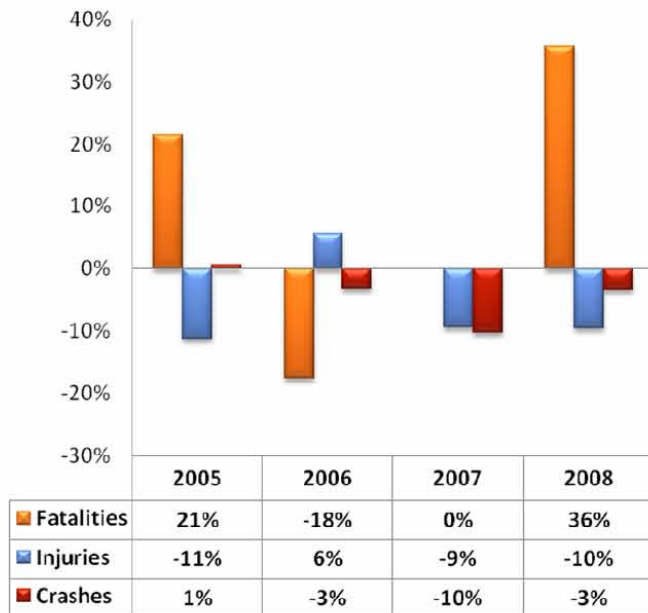


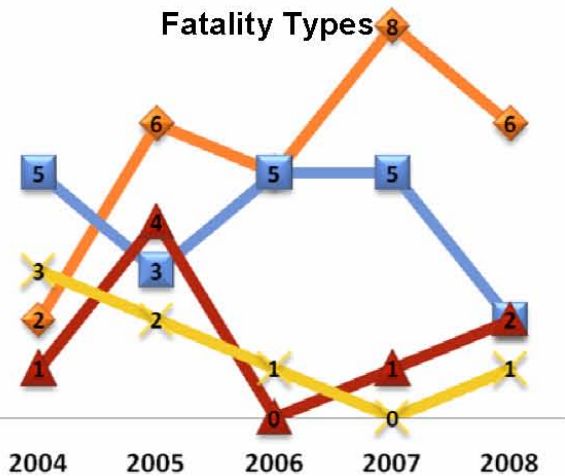
Lowndes County

TYPE	2004	2005	2006	2007	2008
Fatalities	14	17	14	14	19
Injuries	1759	1562	1650	1495	1351
Crashes	3848	3872	3749	3365	3252

Percent Change from Previous Year

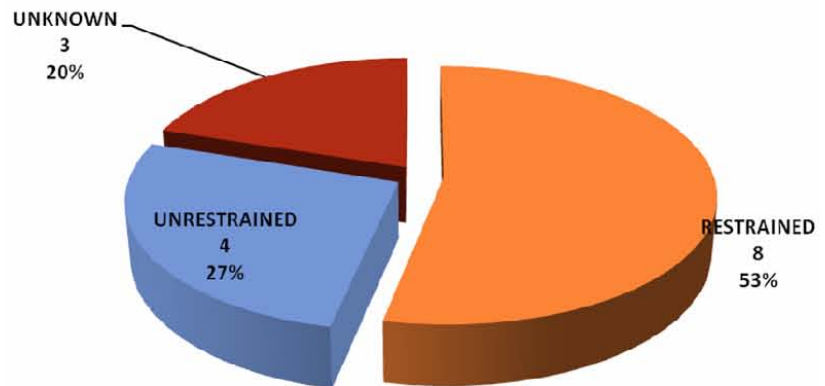


Fatality Types



- ◆ Alcohol-Impaired Driving (BAC=.08+) Fatalities
- Speeding Involved Crash Fatalities
- ▲ Motorcyclist Fatalities
- ✦ Pedestrian Fatalities

2008 Fatality by Restraint Use



Passenger Vehicles Include Light (P/U) Trucks & Passenger Cars