



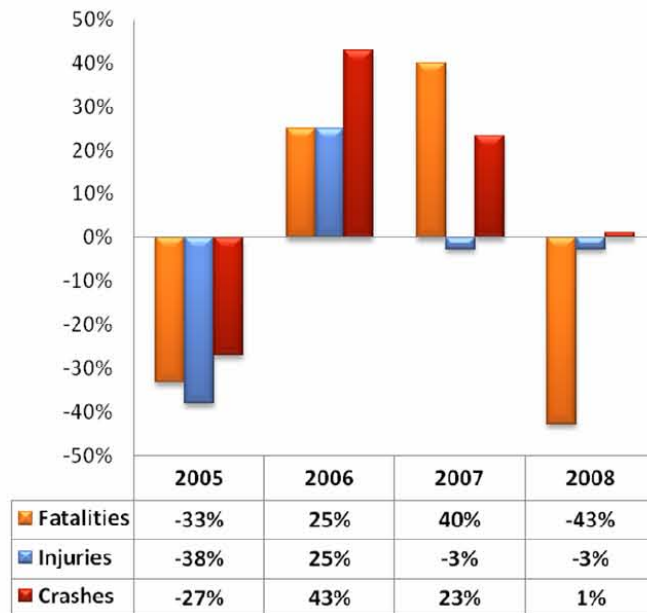
GEORGIA

TRAFFIC SAFETY FACTS

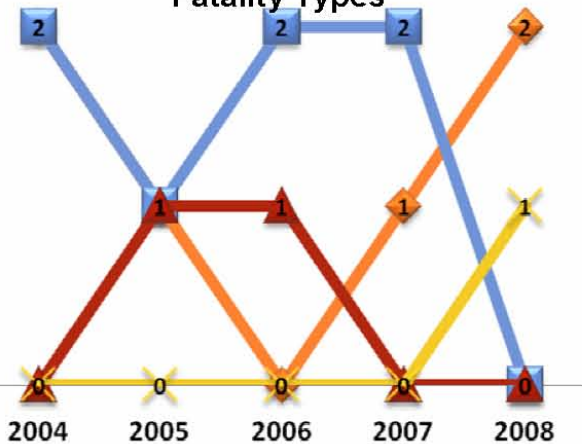
Long County

TYPE	2004	2005	2006	2007	2008
Fatalities	6	4	5	7	4
Injuries	142	88	110	107	104
Crashes	144	105	150	185	187

Percent Change from Previous Year

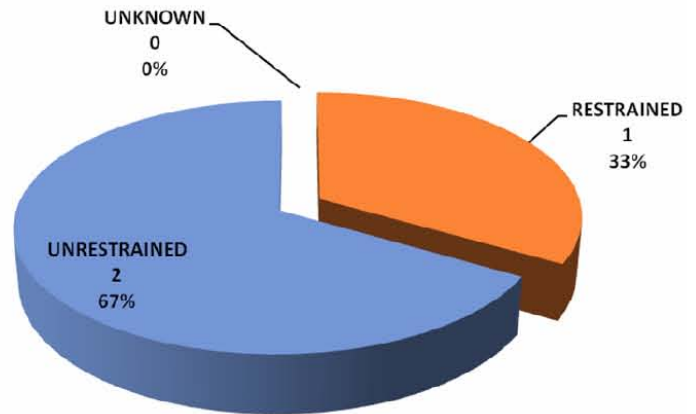


Fatality Types



- ◆ Alcohol-Impaired Driving (BAC=.08+) Fatalities
- Speeding Involved Crash Fatalities
- ▲ Motorcyclist Fatalities
- ✦ Pedestrian Fatalities

2008 Fatality by Restraint Use



Passenger Vehicles Include Light (P/U) Trucks & Passenger Cars