



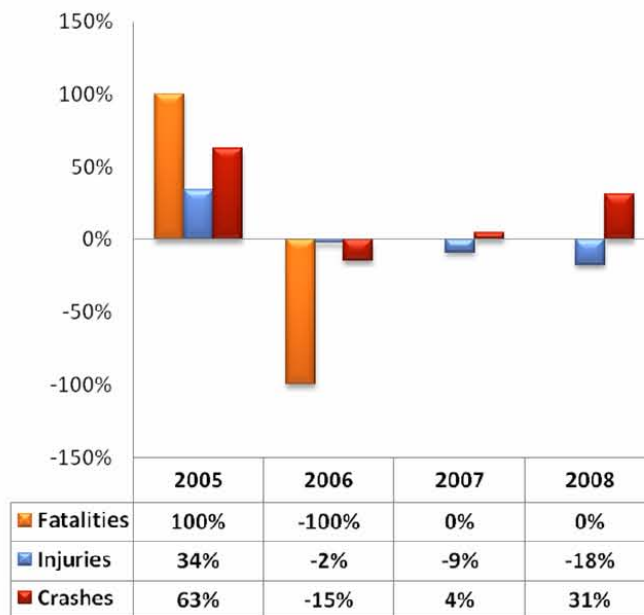
# GEORGIA

## TRAFFIC SAFETY FACTS

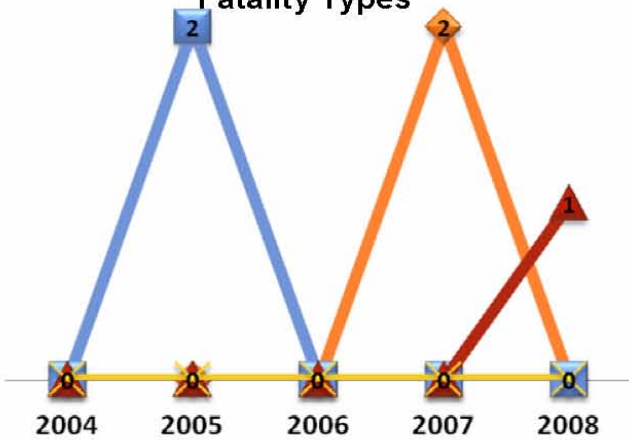
### Lincoln County

TYPE	2004	2005	2006	2007	2008
Fatalities	1	2	0	2	2
Injuries	62	83	81	74	61
Crashes	113	184	157	164	215

Percent Change from Previous Year

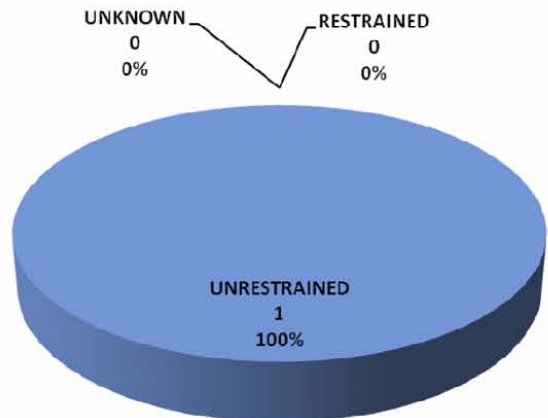


Fatality Types



- ◆ Alcohol-Impaired Driving (BAC=.08+) Fatalities
- Speeding Involved Crash Fatalities
- ▲ Motorcyclist Fatalities
- ✦ Pedestrian Fatalities

2008 Fatality by Restraint Use



Passenger Vehicles Include Light (P/U) Trucks & Passenger Cars