



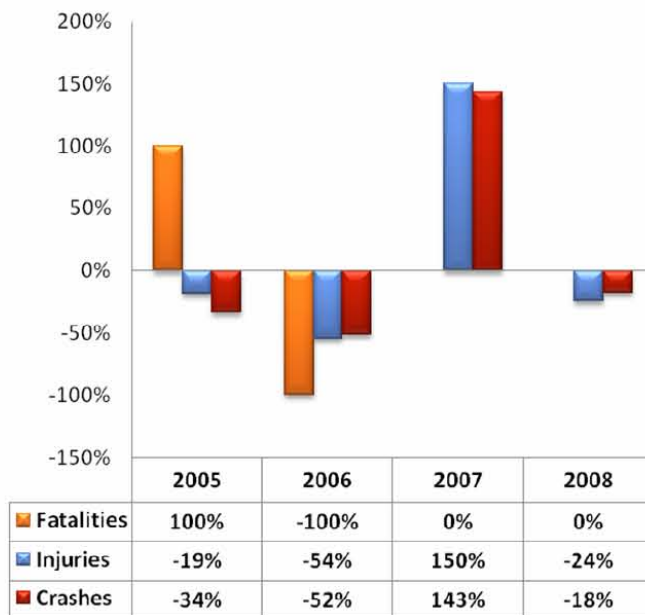
GEORGIA

TRAFFIC SAFETY FACTS

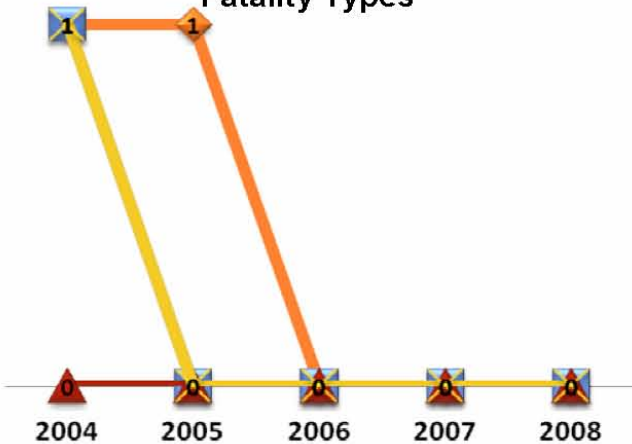
Jenkins County

TYPE	2004	2005	2006	2007	2008
Fatalities	2	4	0	3	3
Injuries	102	83	38	95	72
Crashes	143	95	46	112	92

Percent Change from Previous Year

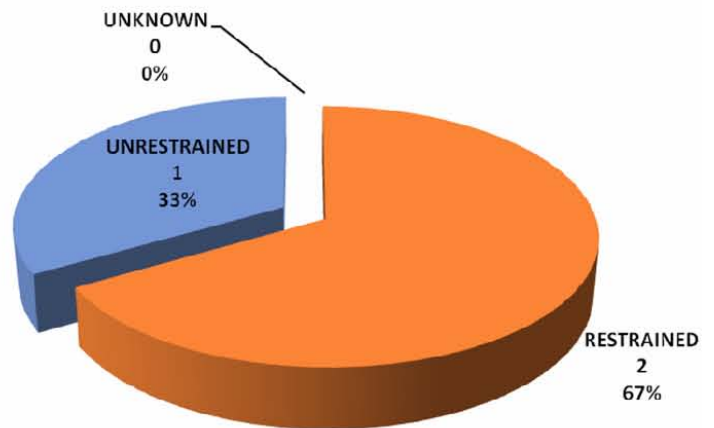


Fatality Types



- ◆ Alcohol-Impaired Driving (BAC=.08+) Fatalities
- Speeding Involved Crash Fatalities
- ▲ Motorcyclist Fatalities
- ✦ Pedestrian Fatalities

2008 Fatality by Restraint Use



Passenger Vehicles Include Light (P/U) Trucks & Passenger Cars