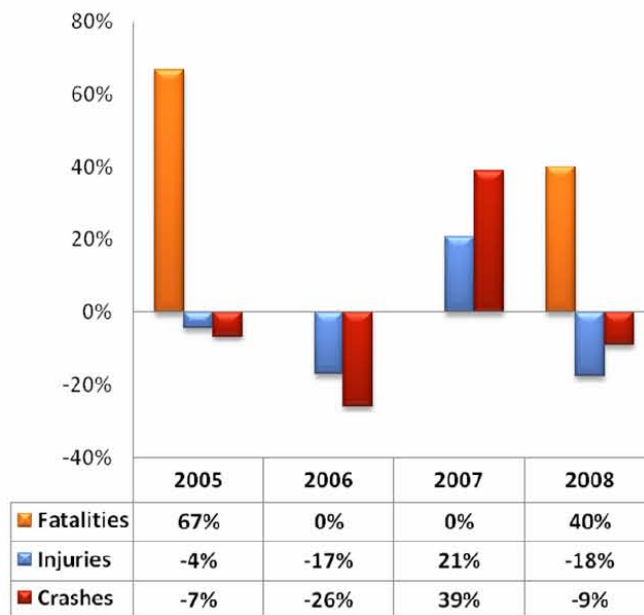


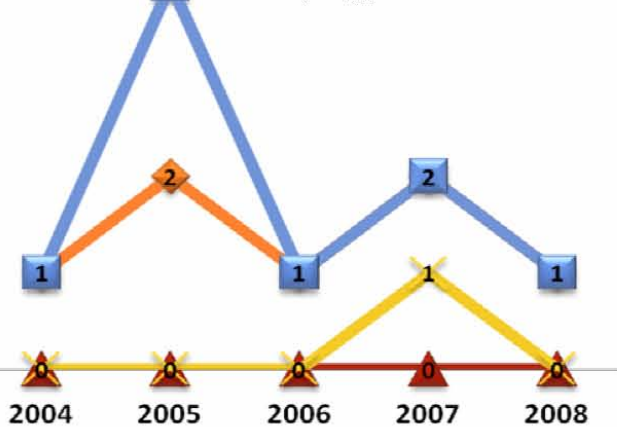
Jeff Davis County

TYPE	2004	2005	2006	2007	2008
Fatalities	3	5	5	5	7
Injuries	183	175	145	175	144
Crashes	298	278	206	286	260

Percent Change from Previous Year

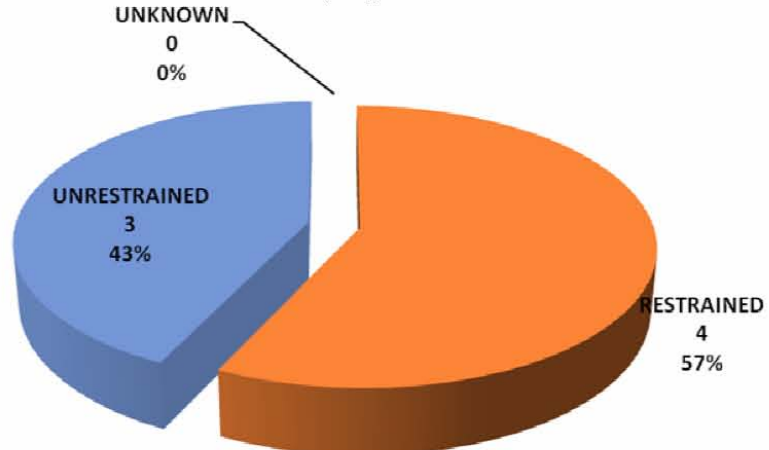


4 Fatality Types



- ◆ Alcohol-Impaired Driving (BAC=.08+) Fatalities
- Speeding Involved Crash Fatalities
- ▲ Motorcyclist Fatalities
- ✦ Pedestrian Fatalities

2008 Fatality by Restraint Use



Passenger Vehicles Include Light (P/U) Trucks & Passenger Cars