



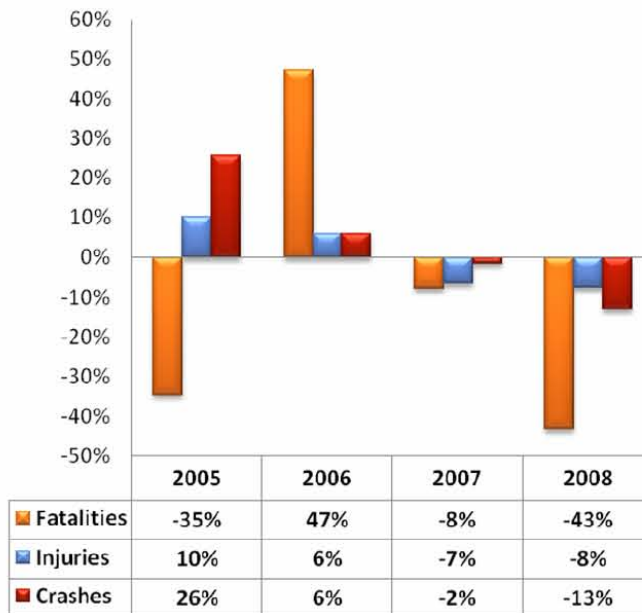
GEORGIA

TRAFFIC SAFETY FACTS

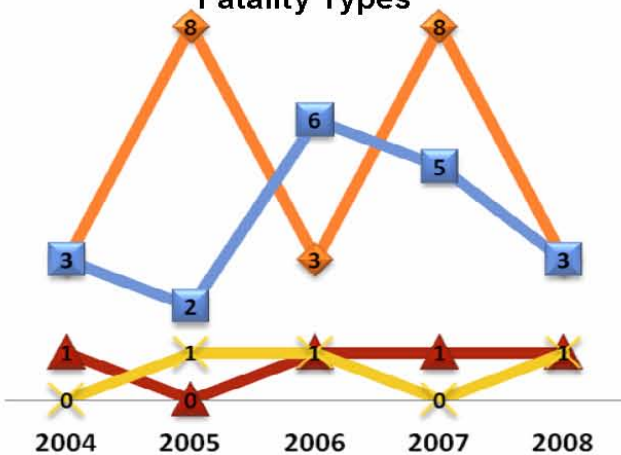
Jackson County

TYPE	2004	2005	2006	2007	2008
Fatalities	26	17	25	23	13
Injuries	689	759	805	752	695
Crashes	1428	1794	1900	1870	1621

Percent Change from Previous Year

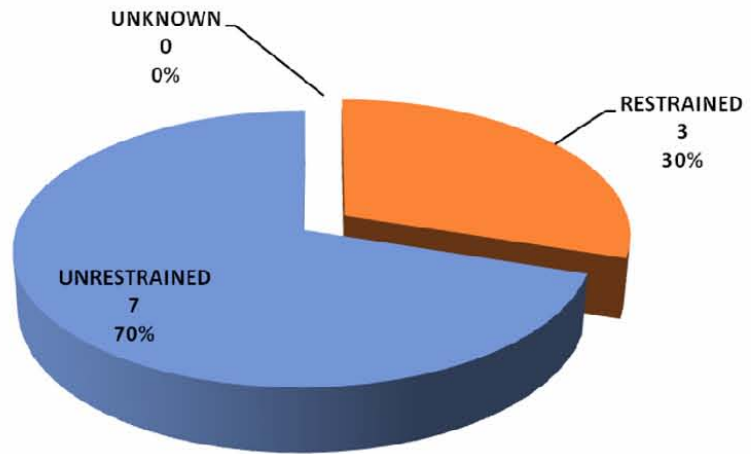


Fatality Types



- ◆ Alcohol-Impaired Driving (BAC=.08+) Fatalities
- Speeding Involved Crash Fatalities
- ▲ Motorcyclist Fatalities
- ✦ Pedestrian Fatalities

2008 Fatality by Restraint Use



Passenger Vehicles Include Light (P/U) Trucks & Passenger Cars