



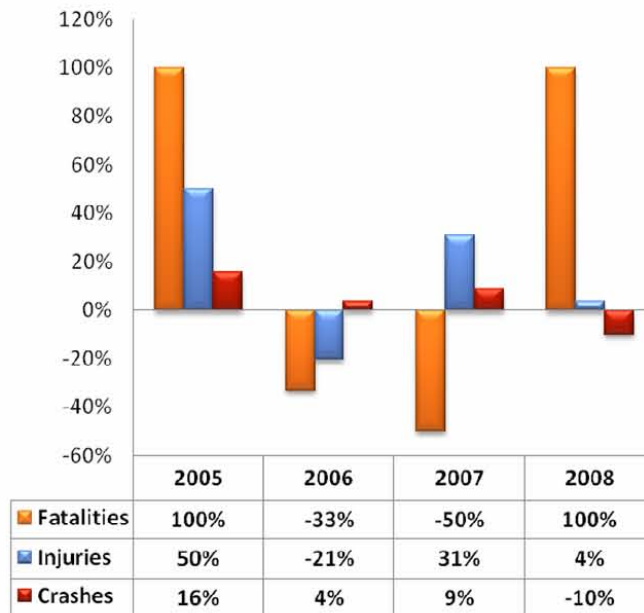
# GEORGIA

## TRAFFIC SAFETY FACTS

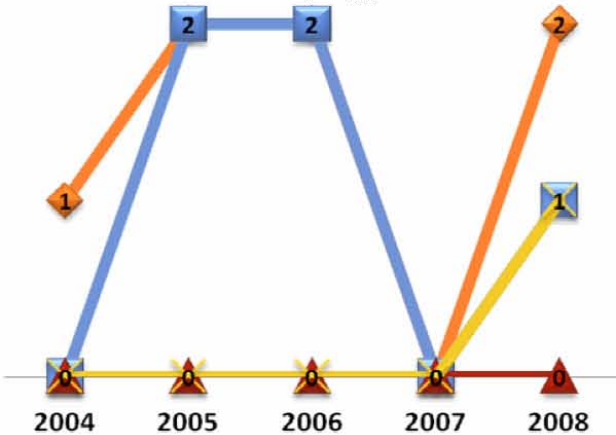
### Irwin County

TYPE	2004	2005	2006	2007	2008
Fatalities	3	6	4	2	4
Injuries	68	102	81	106	110
Crashes	115	133	138	150	135

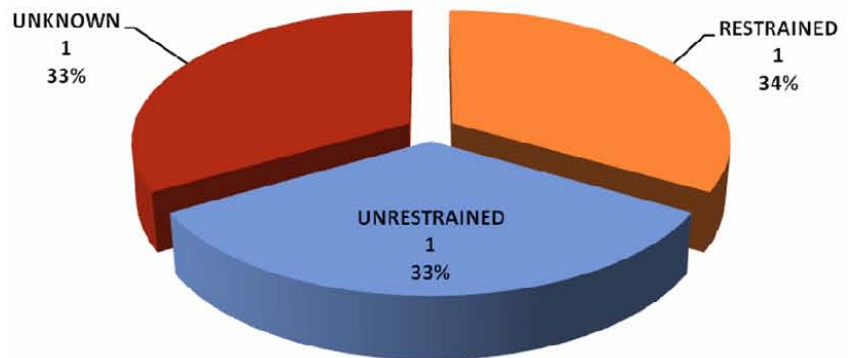
Percent Change from Previous Year



Fatality Types



2008 Fatality by Restraint Use



- ◆ Alcohol-Impaired Driving (BAC=.08+) Fatalities
- Speeding Involved Crash Fatalities
- ▲ Motorcyclist Fatalities
- ✦ Pedestrian Fatalities

Passenger Vehicles Include Light (P/U) Trucks & Passenger Cars