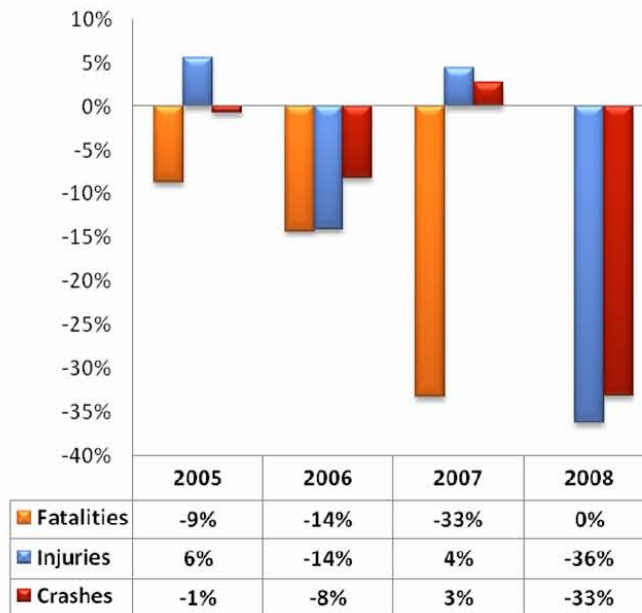


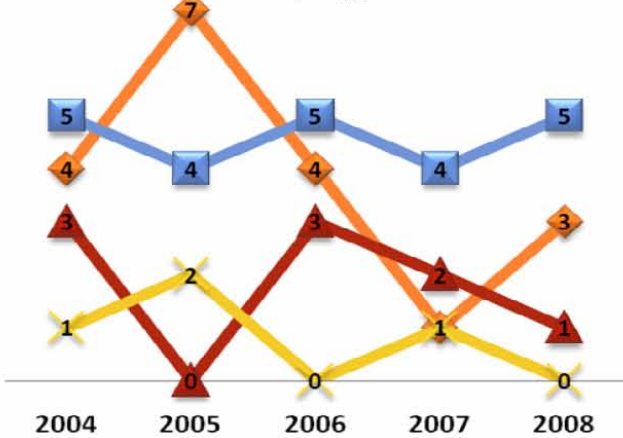
Houston County

TYPE	2004	2005	2006	2007	2008
Fatalities	23	21	18	12	12
Injuries	1742	1840	1581	1651	1052
Crashes	4143	4115	3776	3877	2589

Percent Change from Previous Year

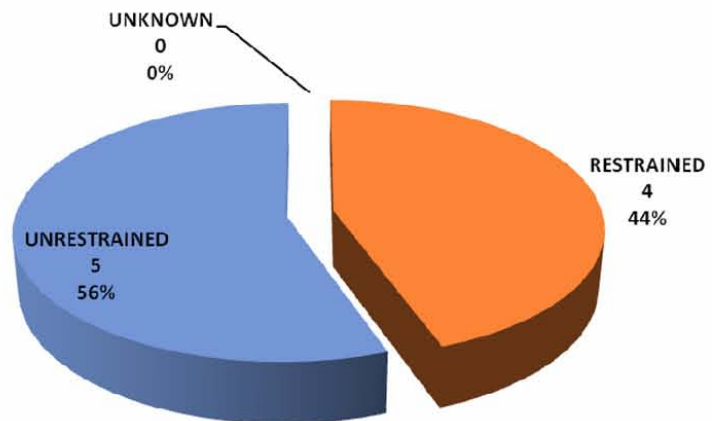


Fatality Types



- ◆ Alcohol-Impaired Driving (BAC=.08+) Fatalities
- Speeding Involved Crash Fatalities
- ▲ Motorcyclist Fatalities
- ✦ Pedestrian Fatalities

2008 Fatality by Restraint Use



Passenger Vehicles Include Light (P/U) Trucks & Passenger Cars