



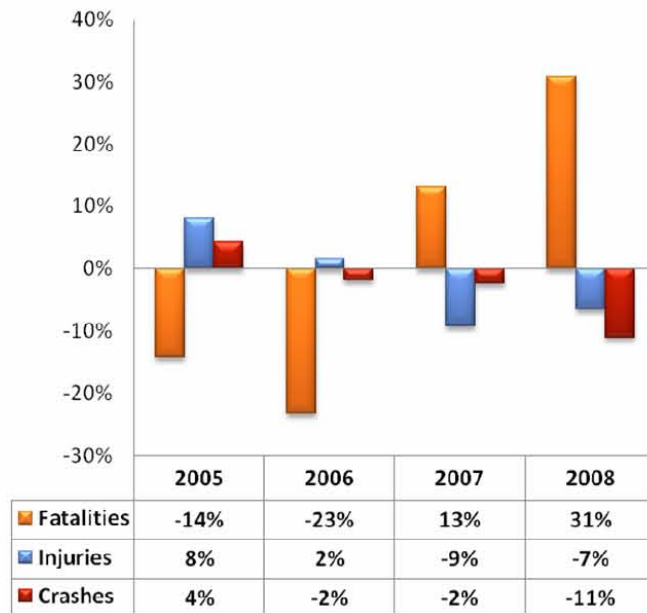
# GEORGIA

## TRAFFIC SAFETY FACTS

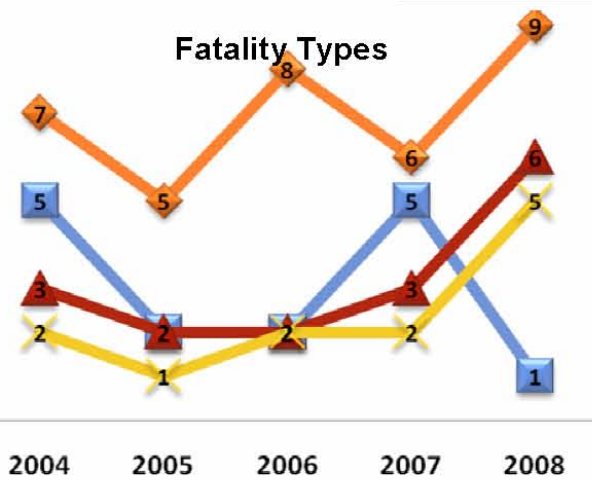
### Henry County

TYPE	2004	2005	2006	2007	2008
Fatalities	35	30	23	26	34
Injuries	2510	2712	2755	2501	2335
Crashes	7203	7510	7368	7196	6399

Percent Change from Previous Year

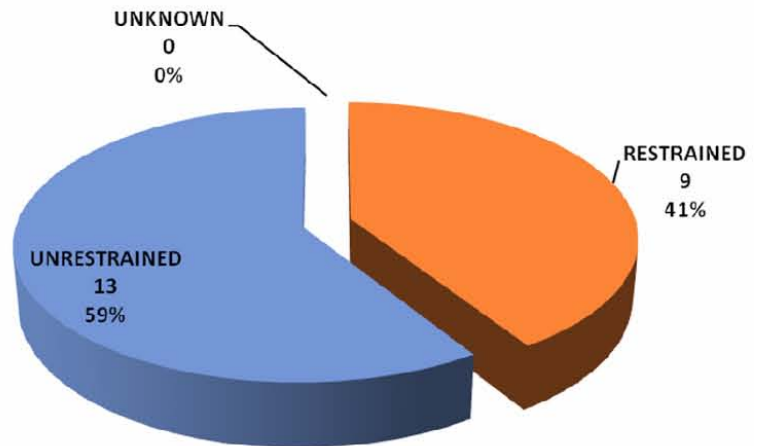


Fatality Types



- ◆ Alcohol-Impaired Driving (BAC=.08+) Fatalities
- Speeding Involved Crash Fatalities
- ▲ Motorcyclist Fatalities
- ✦ Pedestrian Fatalities

2008 Fatality by Restraint Use



Passenger Vehicles Include Light (P/U) Trucks & Passenger Cars