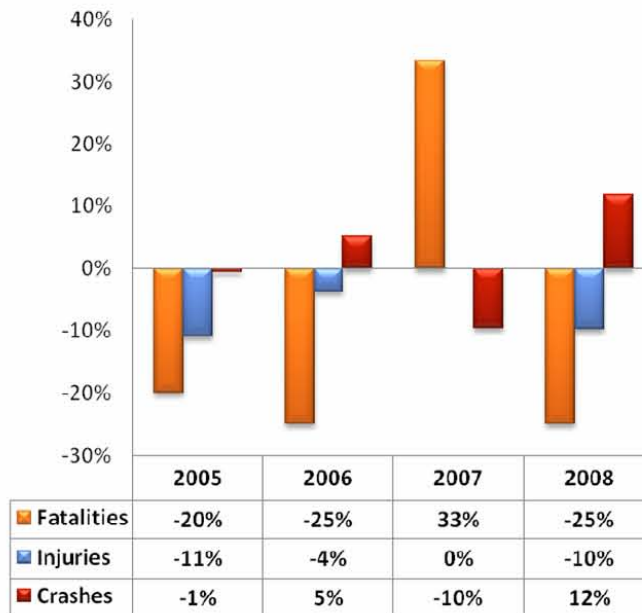


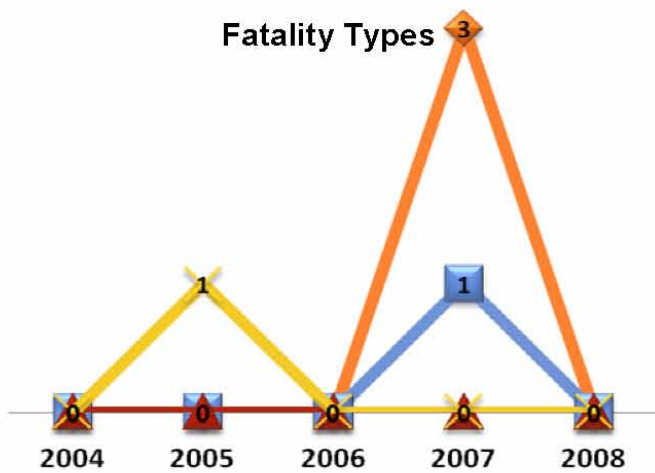
Heard County

TYPE	2004	2005	2006	2007	2008
Fatalities	5	4	3	4	3
Injuries	119	106	102	102	92
Crashes	180	179	188	170	190

Percent Change from Previous Year

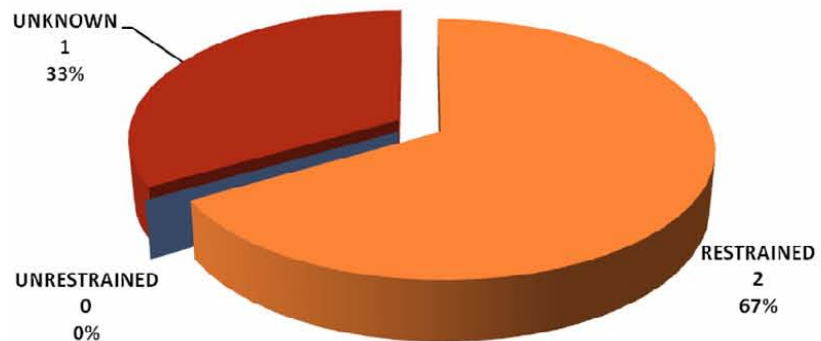


Fatality Types



- ◆— Alcohol-Impaired Driving (BAC=.08+) Fatalities
- Speeding Involved Crash Fatalities
- ▲— Motorcyclist Fatalities
- *— Pedestrian Fatalities

2008 Fatality by Restraint Use



Passenger Vehicles Include Light (P/U) Trucks & Passenger Cars