



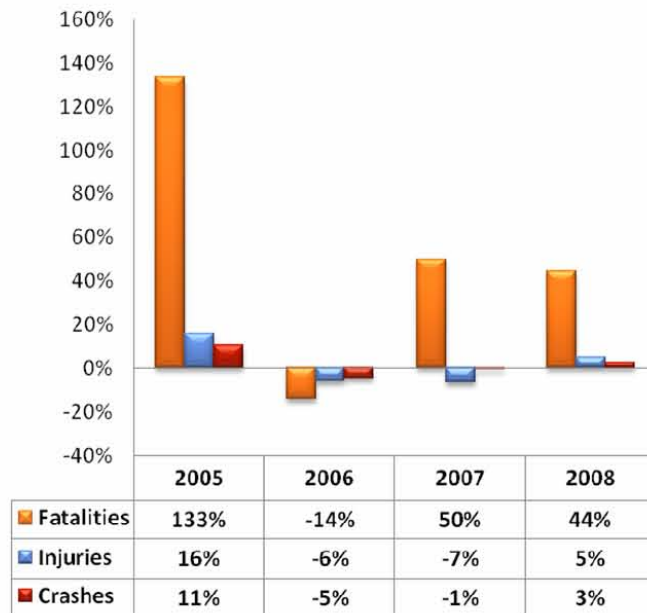
GEORGIA

TRAFFIC SAFETY FACTS

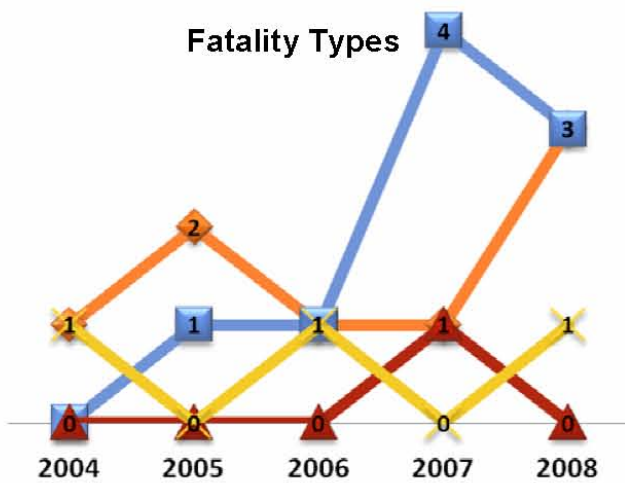
Harris County

TYPE	2004	2005	2006	2007	2008
Fatalities	3	7	6	9	13
Injuries	260	302	284	265	278
Crashes	433	479	456	453	465

Percent Change from Previous Year

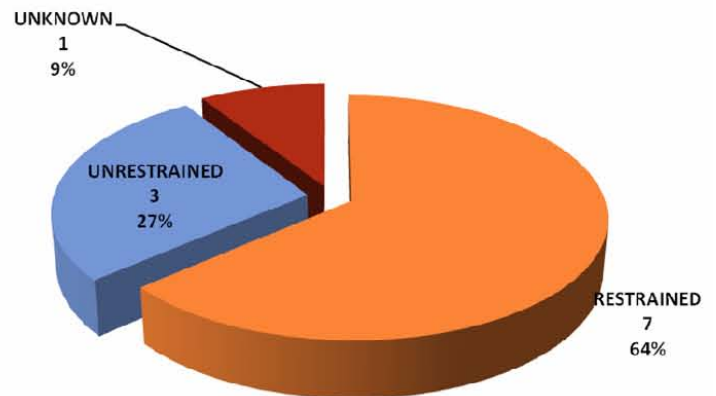


Fatality Types



- ◆ Alcohol-Impaired Driving (BAC=.08+) Fatalities
- Speeding Involved Crash Fatalities
- ▲ Motorcyclist Fatalities
- ✦ Pedestrian Fatalities

2008 Fatality by Restraint Use



Passenger Vehicles Include Light (P/U) Trucks & Passenger Cars