



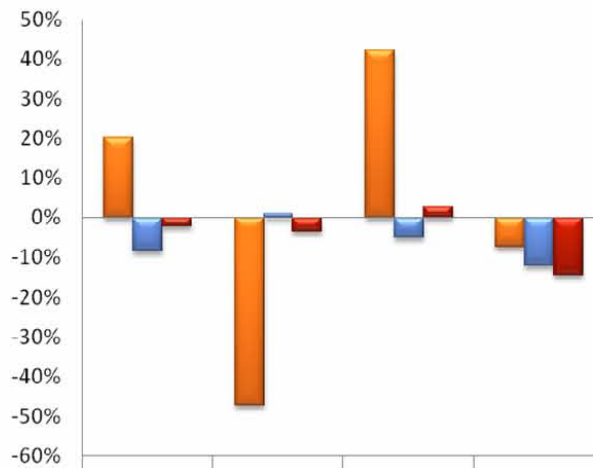
GEORGIA

TRAFFIC SAFETY FACTS

Hall County

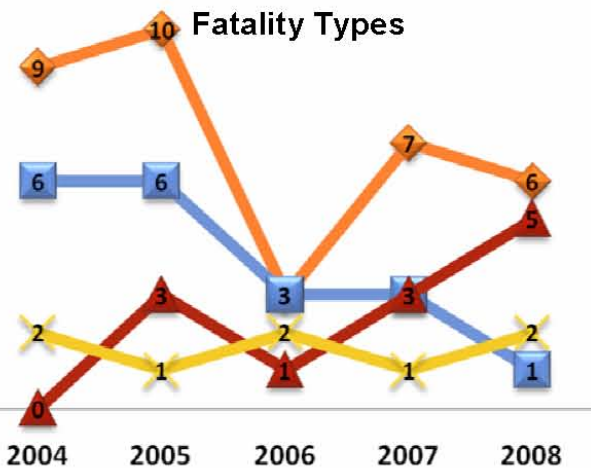
TYPE	2004	2005	2006	2007	2008
Fatalities	30	36	19	27	25
Injuries	2777	2539	2564	2434	2136
Crashes	6506	6364	6142	6316	5400

Percent Change from Previous Year



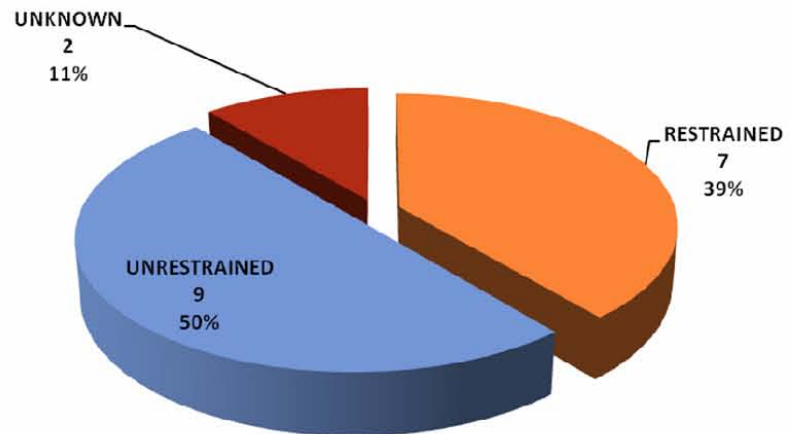
	2005	2006	2007	2008
Fatalities	20%	-47%	42%	-7%
Injuries	-9%	1%	-5%	-12%
Crashes	-2%	-3%	3%	-15%

Fatality Types



- ◆ Alcohol-Impaired Driving (BAC=.08+) Fatalities
- Speeding Involved Crash Fatalities
- ▲ Motorcyclist Fatalities
- ✕ Pedestrian Fatalities

2008 Fatality by Restraint Use



Passenger Vehicles Include Light (P/U) Trucks & Passenger Cars