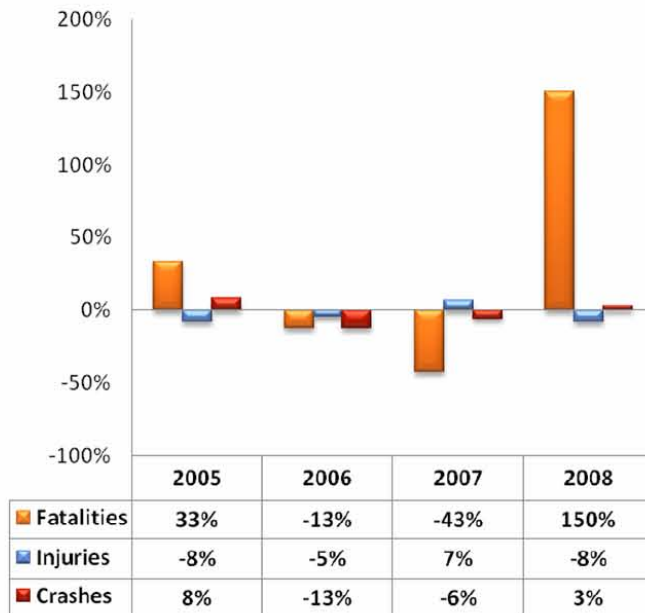


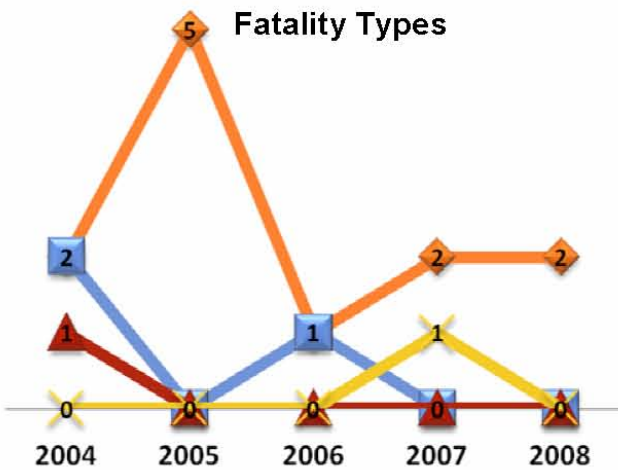
Greene County

TYPE	2004	2005	2006	2007	2008
Fatalities	6	8	7	4	10
Injuries	229	210	200	213	196
Crashes	508	550	480	450	464

Percent Change from Previous Year

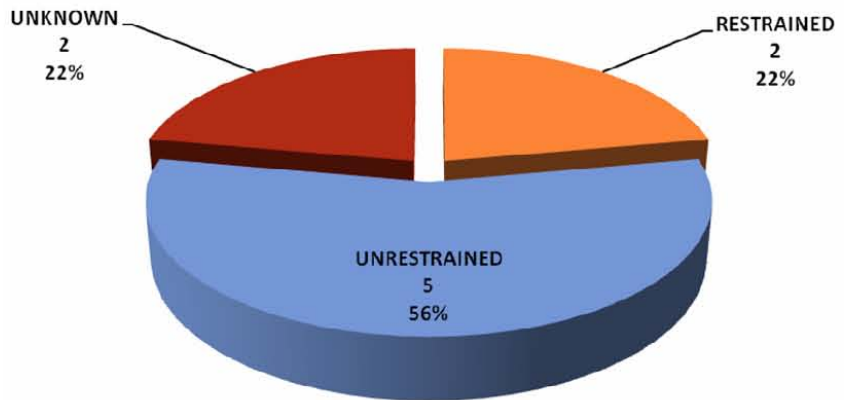


Fatality Types



- ◆ Alcohol-Impaired Driving (BAC=.08+) Fatalities
- Speeding Involved Crash Fatalities
- ▲ Motorcyclist Fatalities
- ✦ Pedestrian Fatalities

2008 Fatality by Restraint Use



Passenger Vehicles Include Light (P/U) Trucks & Passenger Cars