



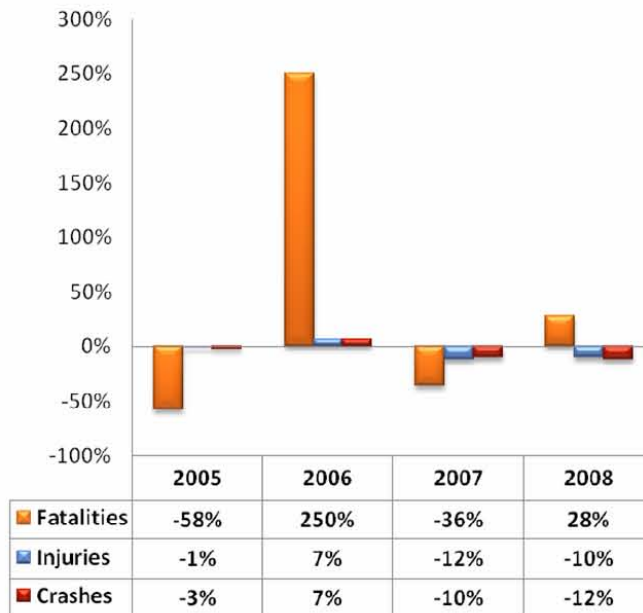
GEORGIA

TRAFFIC SAFETY FACTS

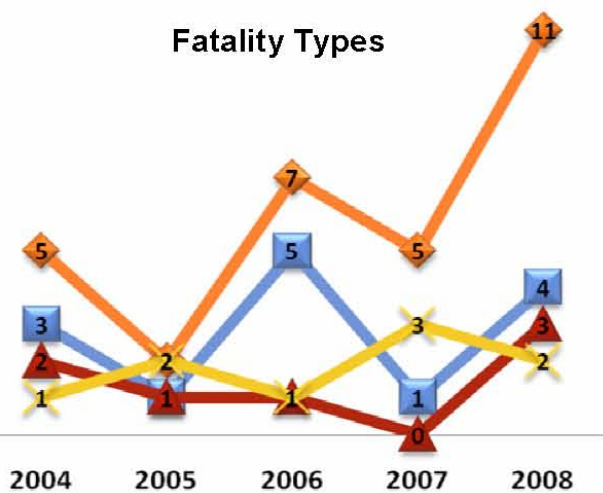
Glynn County

TYPE	2004	2005	2006	2007	2008
Fatalities	19	8	28	18	23
Injuries	1301	1285	1369	1209	1092
Crashes	3230	3140	3348	3013	2650

Percent Change from Previous Year

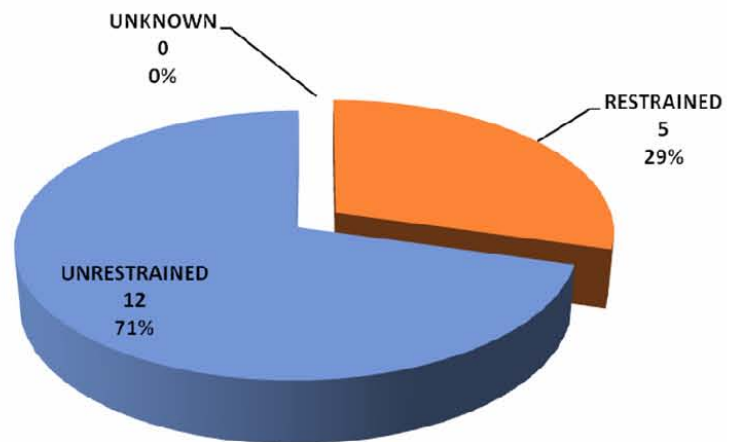


Fatality Types



- ◆ Alcohol-Impaired Driving (BAC=.08+) Fatalities
- Speeding Involved Crash Fatalities
- ▲ Motorcyclist Fatalities
- ✦ Pedestrian Fatalities

2008 Fatality by Restraint Use



Passenger Vehicles Include Light (P/U) Trucks & Passenger Cars