



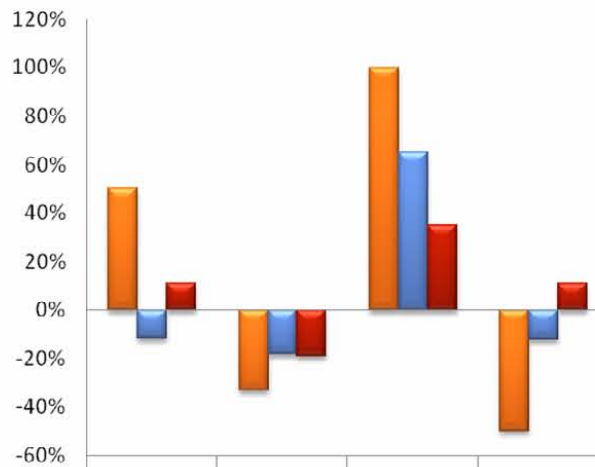
GEORGIA

TRAFFIC SAFETY FACTS

Gilmer County

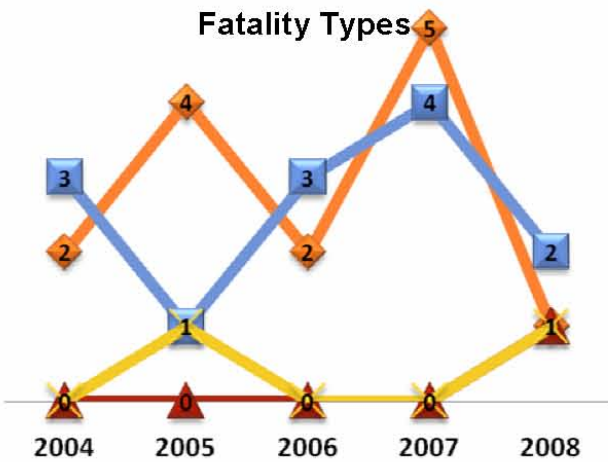
TYPE	2004	2005	2006	2007	2008
Fatalities	6	9	6	12	6
Injuries	279	246	201	332	291
Crashes	552	613	495	668	741

Percent Change from Previous Year



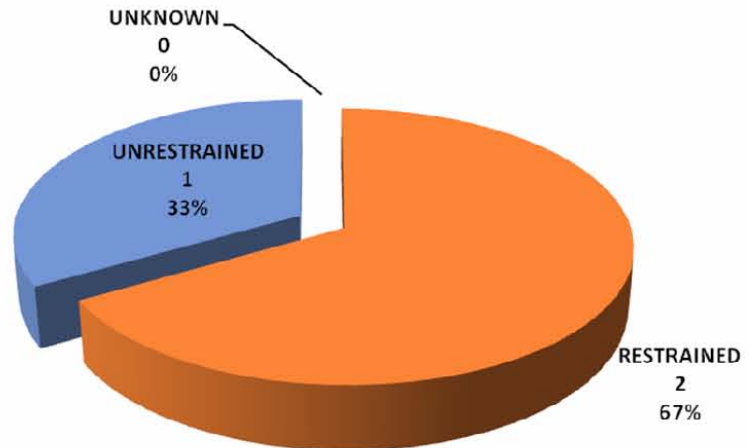
	2005	2006	2007	2008
Fatalities	50%	-33%	100%	-50%
Injuries	-12%	-18%	65%	-12%
Crashes	11%	-19%	35%	11%

Fatality Types



- Alcohol-Impaired Driving (BAC=.08+) Fatalities
- Speeding Involved Crash Fatalities
- Motorcyclist Fatalities
- Pedestrian Fatalities

2008 Fatality by Restraint Use



Passenger Vehicles Include Light (P/U) Trucks & Passenger Cars