



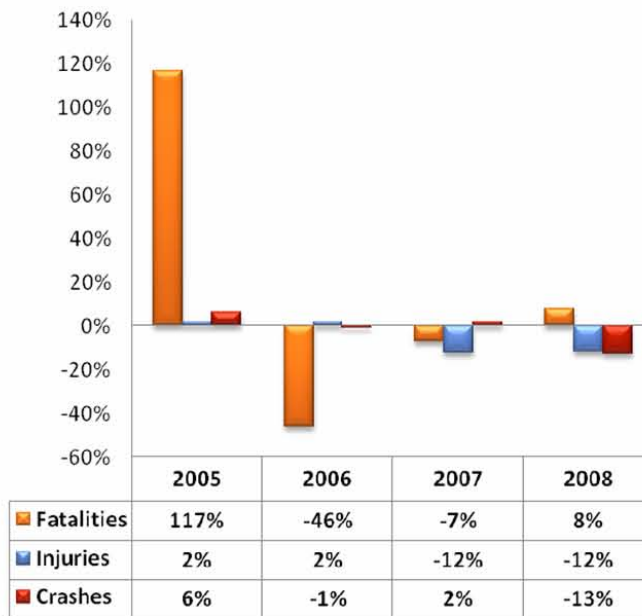
# GEORGIA

## TRAFFIC SAFETY FACTS

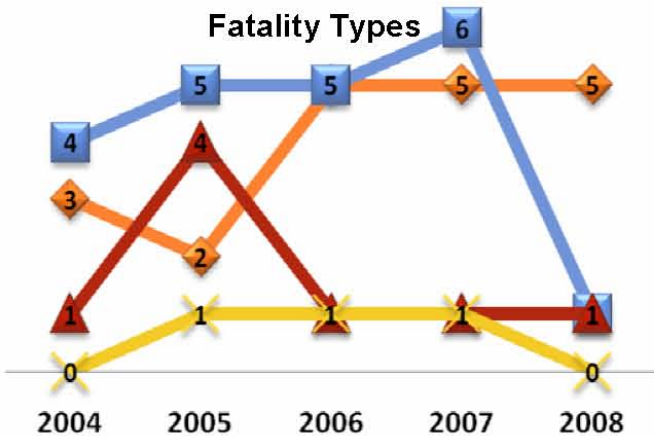
### Forsyth County

TYPE	2004	2005	2006	2007	2008
Fatalities	12	26	14	13	14
Injuries	1504	1536	1567	1374	1208
Crashes	4246	4501	4447	4529	3953

Percent Change from Previous Year

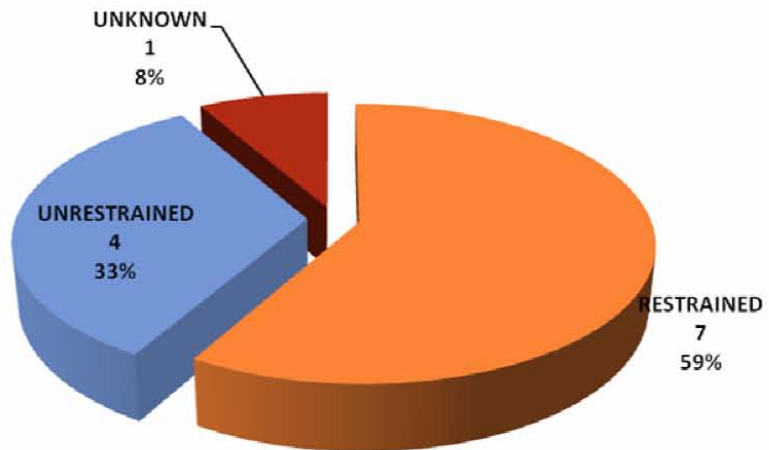


Fatality Types



- ◆ Alcohol-Impaired Driving (BAC=.08+) Fatalities
- Speeding Involved Crash Fatalities
- ▲ Motorcyclist Fatalities
- ✕ Pedestrian Fatalities

2008 Fatality by Restraint Use



Passenger Vehicles Include Light (P/U) Trucks & Passenger Cars