



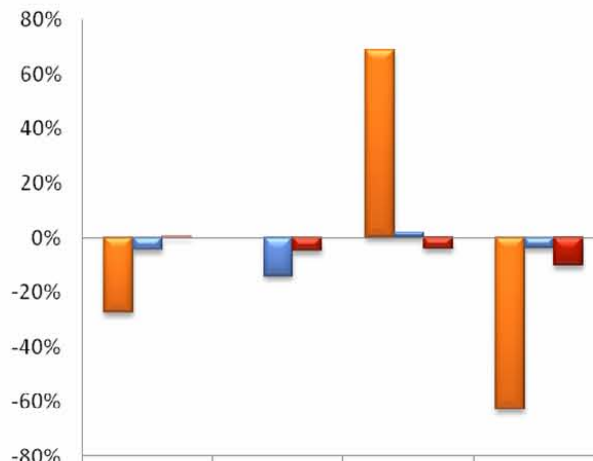
GEORGIA

TRAFFIC SAFETY FACTS

Floyd County

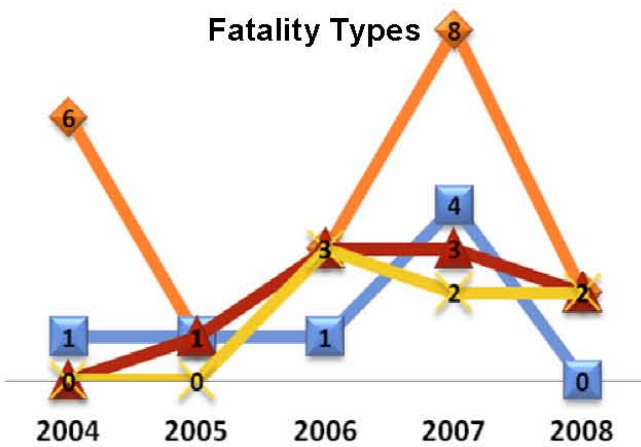
TYPE	2004	2005	2006	2007	2008
Fatalities	22	16	16	27	10
Injuries	1701	1626	1400	1429	1377
Crashes	4206	4222	4015	3845	3456

Percent Change from Previous Year



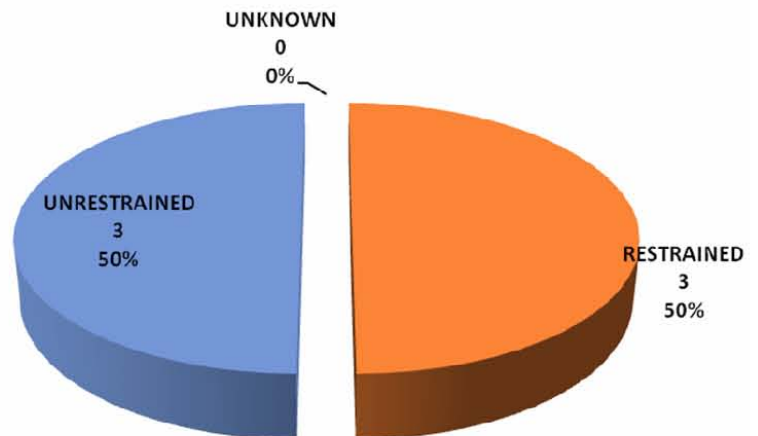
	2005	2006	2007	2008
Fatalities	-27%	0%	69%	-63%
Injuries	-4%	-14%	2%	-4%
Crashes	0%	-5%	-4%	-10%

Fatality Types



- ◆ Alcohol-Impaired Driving (BAC=.08+) Fatalities
- Speeding Involved Crash Fatalities
- ▲ Motorcyclist Fatalities
- ✦ Pedestrian Fatalities

2008 Fatality by Restraint Use



Passenger Vehicles Include Light (P/U) Trucks & Passenger Cars