



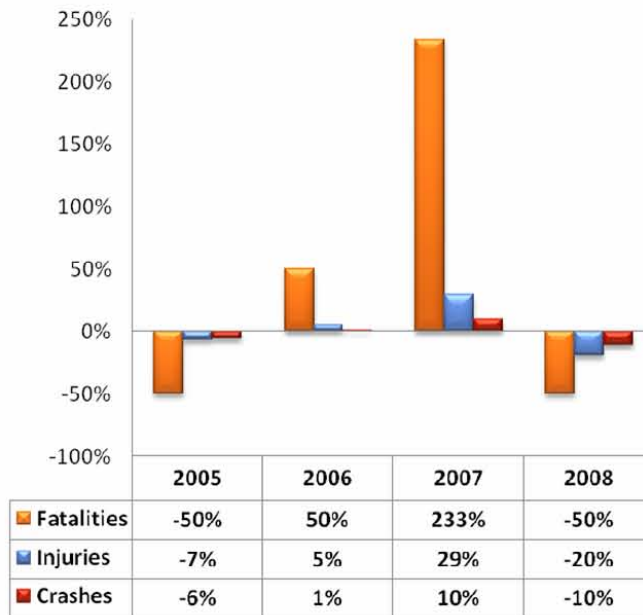
GEORGIA

TRAFFIC SAFETY FACTS

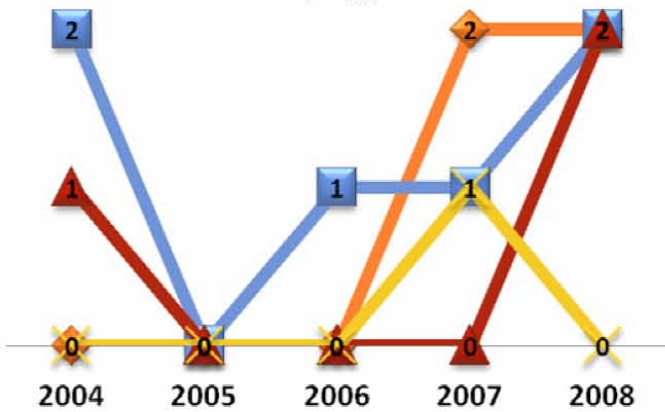
Evans County

TYPE	2004	2005	2006	2007	2008
Fatalities	4	2	3	10	5
Injuries	129	120	126	163	131
Crashes	173	163	165	181	162

Percent Change from Previous Year

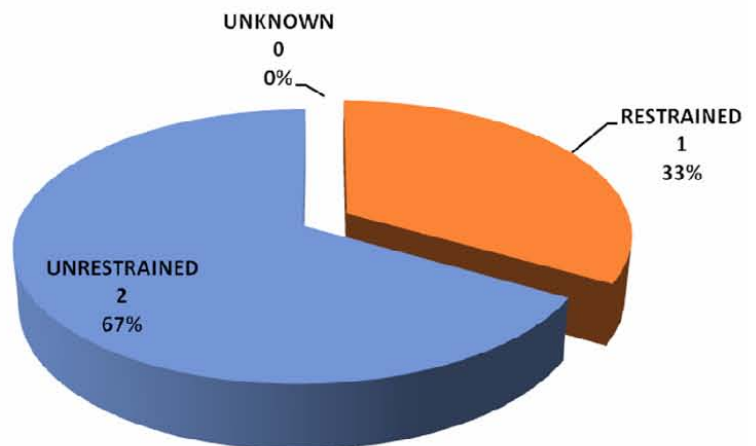


Fatality Types



- ◆ Alcohol-Impaired Driving (BAC=.08+) Fatalities
- Speeding Involved Crash Fatalities
- ▲ Motorcyclist Fatalities
- ✦ Pedestrian Fatalities

2008 Fatality by Restraint Use



Passenger Vehicles Include Light (P/U) Trucks & Passenger Cars