



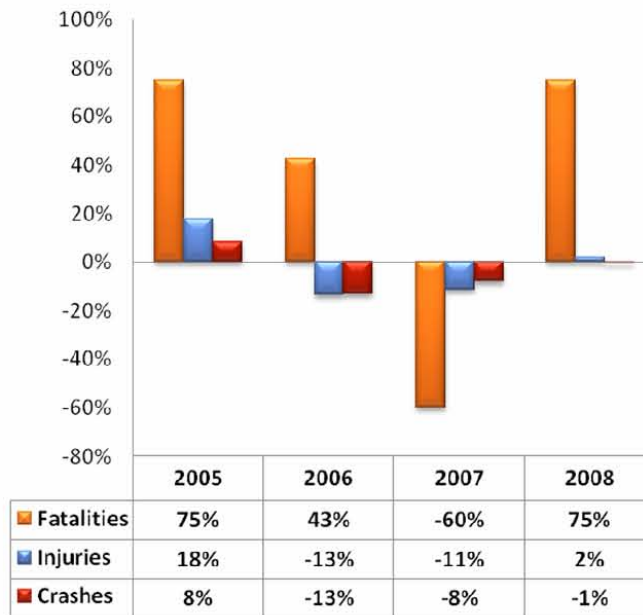
# GEORGIA

## TRAFFIC SAFETY FACTS

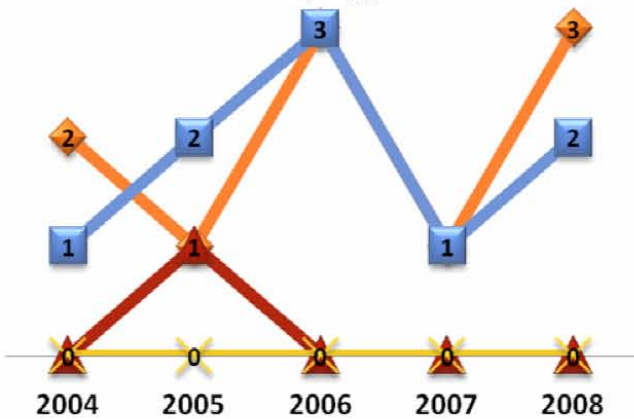
### Emanuel County

TYPE	2004	2005	2006	2007	2008
Fatalities	4	7	10	4	7
Injuries	335	395	342	303	309
Crashes	491	532	463	427	424

Percent Change from Previous Year

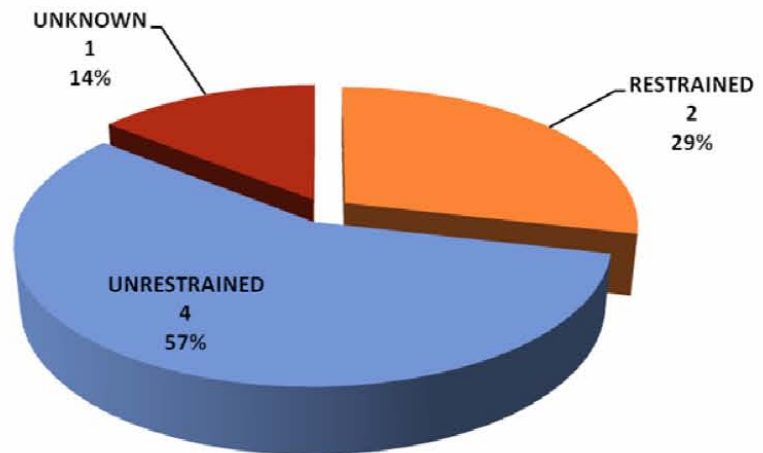


Fatality Types



- ◆ Alcohol-Impaired Driving (BAC=.08+) Fatalities
- Speeding Involved Crash Fatalities
- ▲ Motorcyclist Fatalities
- ✦ Pedestrian Fatalities

2008 Fatality by Restraint Use



Passenger Vehicles Include Light (P/U) Trucks & Passenger Cars