



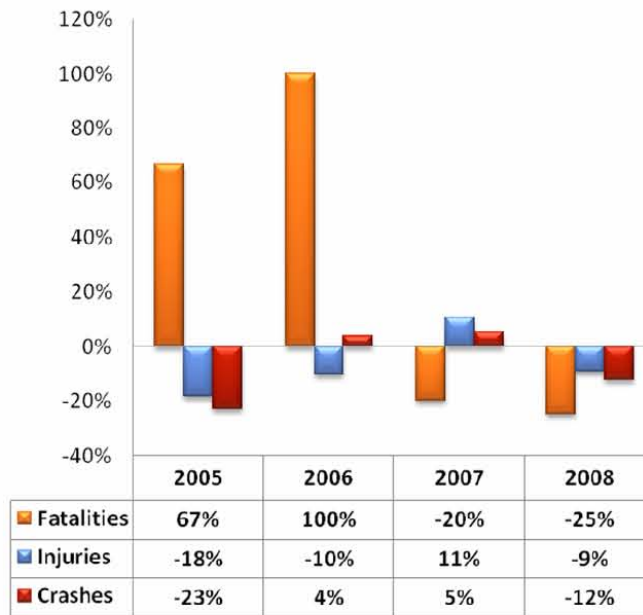
GEORGIA

TRAFFIC SAFETY FACTS

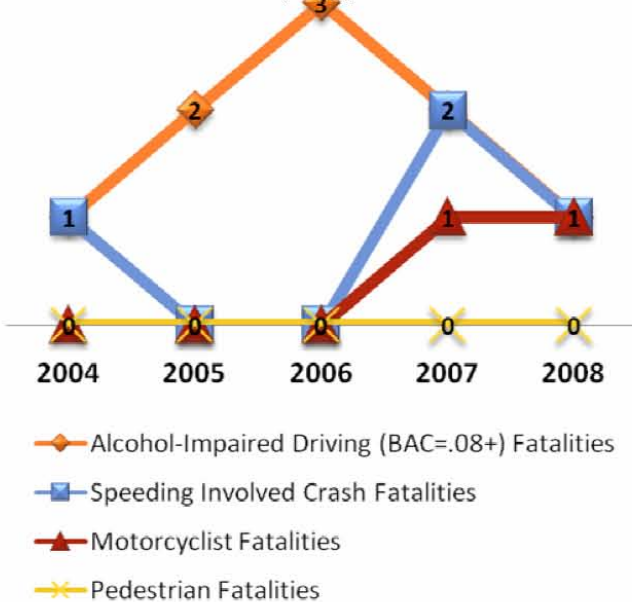
Elbert County

| TYPE | 2004 | 2005 | 2006 | 2007 | 2008 |
|------------|------|------|------|------|------|
| Fatalities | 3 | 5 | 10 | 8 | 6 |
| Injuries | 241 | 197 | 177 | 196 | 178 |
| Crashes | 531 | 409 | 425 | 448 | 394 |

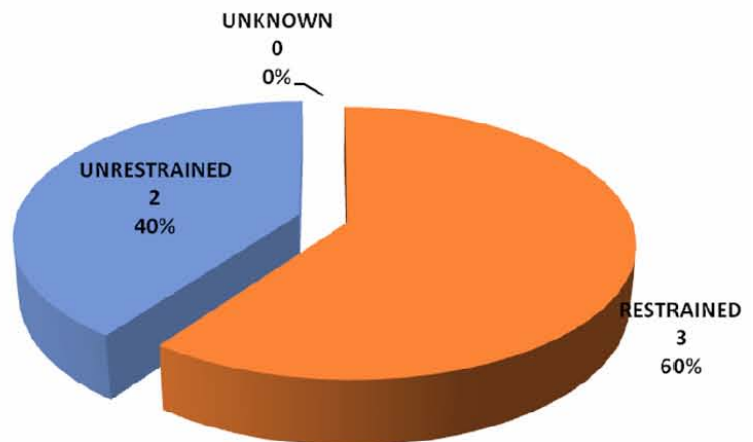
Percent Change from Previous Year



Fatality Types



2008 Fatality by Restraint Use



Passenger Vehicles Include Light (P/U) Trucks & Passenger Cars