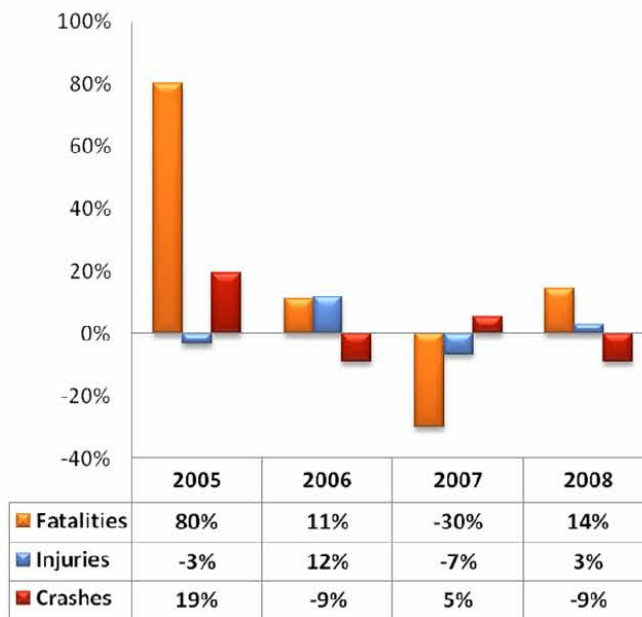


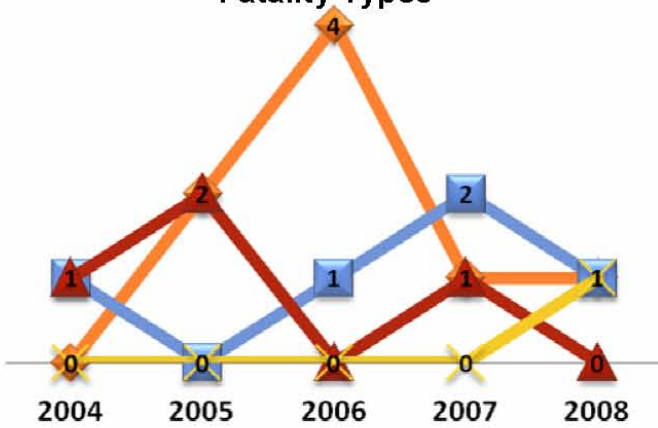
Effingham County

TYPE	2004	2005	2006	2007	2008
Fatalities	5	9	10	7	8
Injuries	425	411	459	429	442
Crashes	1007	1201	1093	1150	1046

Percent Change from Previous Year

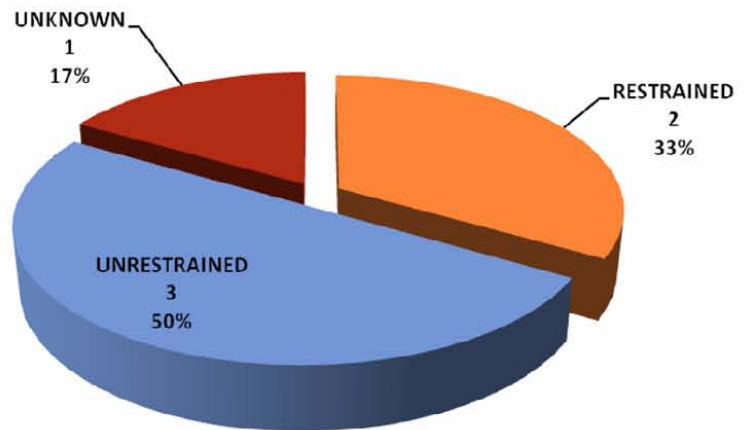


Fatality Types



- ◆ Alcohol-Impaired Driving (BAC=.08+) Fatalities
- Speeding Involved Crash Fatalities
- ▲ Motorcyclist Fatalities
- ✦ Pedestrian Fatalities

2008 Fatality by Restraint Use



Passenger Vehicles Include Light (P/U) Trucks & Passenger Cars