



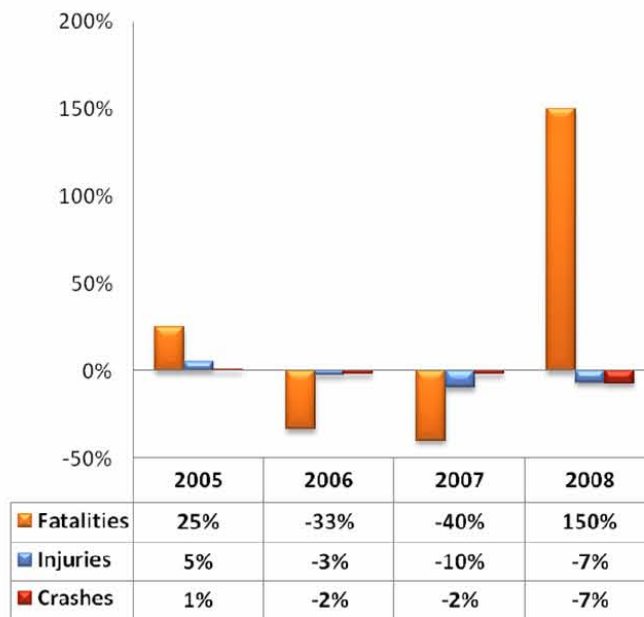
GEORGIA

TRAFFIC SAFETY FACTS

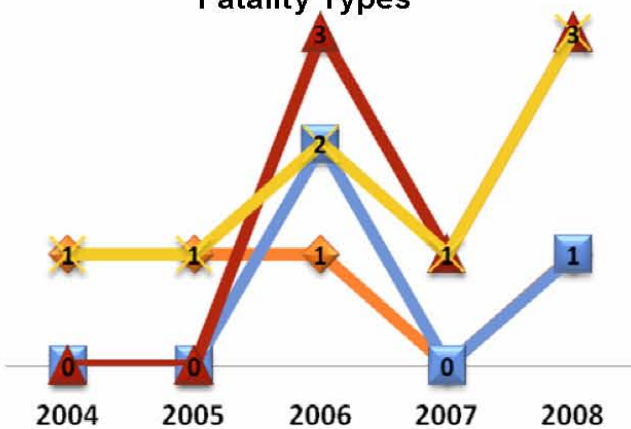
Dougherty County

TYPE	2004	2005	2006	2007	2008
Fatalities	12	15	10	6	15
Injuries	1728	1815	1769	1596	1492
Crashes	3735	3785	3720	3657	3383

Percent Change from Previous Year

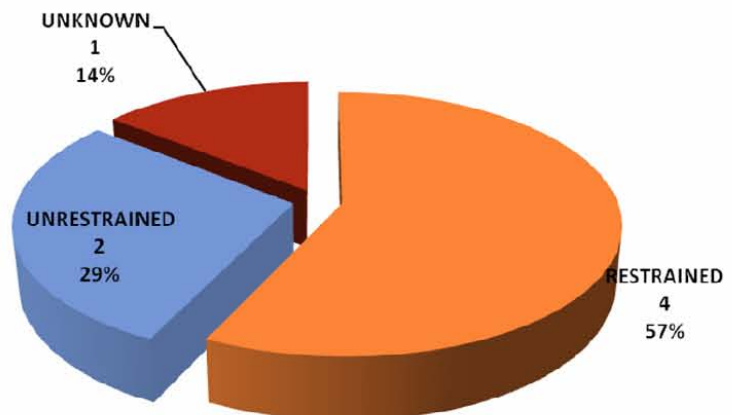


Fatality Types



- ◆ Alcohol-Impaired Driving (BAC=.08+) Fatalities
- Speeding Involved Crash Fatalities
- ▲ Motorcyclist Fatalities
- ✱ Pedestrian Fatalities

2008 Fatality by Restraint Use



Passenger Vehicles Include Light (P/U) Trucks & Passenger Cars