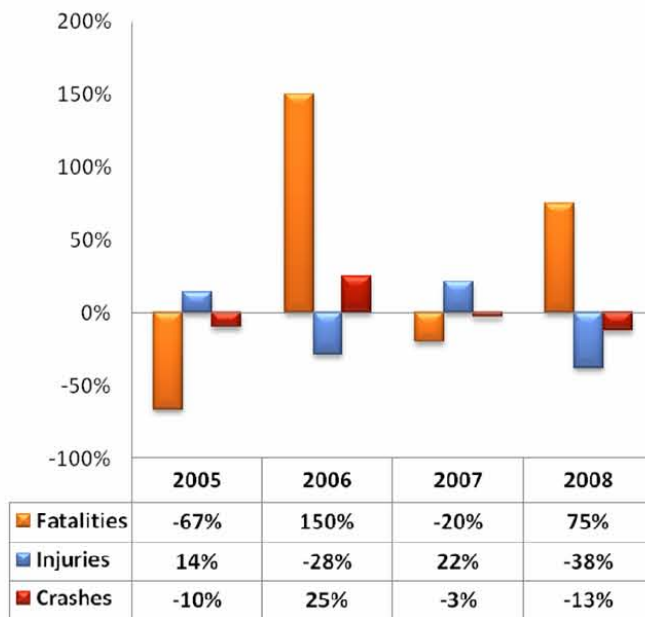


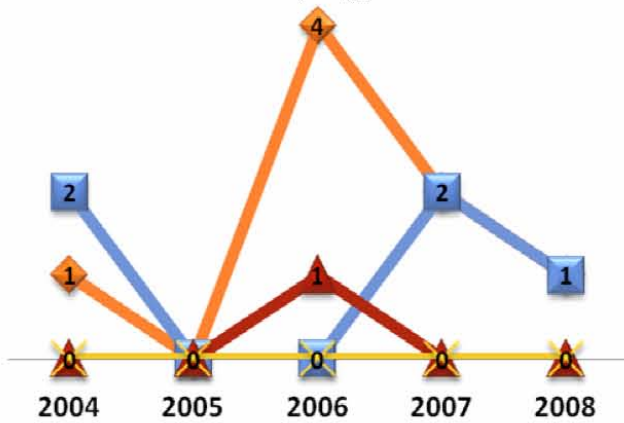
### Dodge County

TYPE	2004	2005	2006	2007	2008
Fatalities	6	2	5	4	7
Injuries	219	250	179	218	136
Crashes	323	291	363	352	308

Percent Change from Previous Year

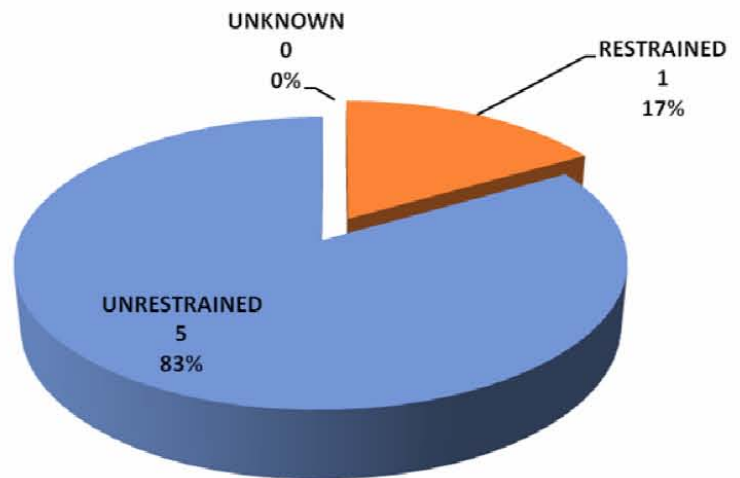


Fatality Types



- ◆ Alcohol-Impaired Driving (BAC=.08+) Fatalities
- Speeding Involved Crash Fatalities
- ▲ Motorcyclist Fatalities
- ✦ Pedestrian Fatalities

2008 Fatality by Restraint Use



Passenger Vehicles Include Light (P/U) Trucks & Passenger Cars