



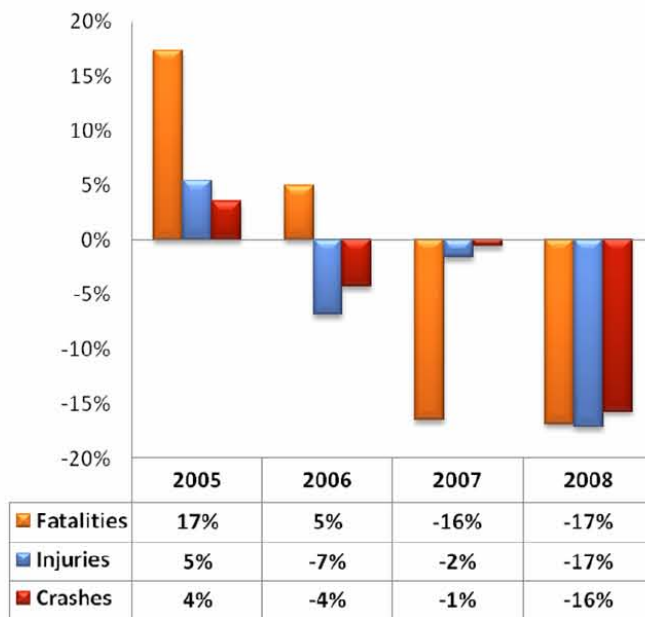
GEORGIA

TRAFFIC SAFETY FACTS

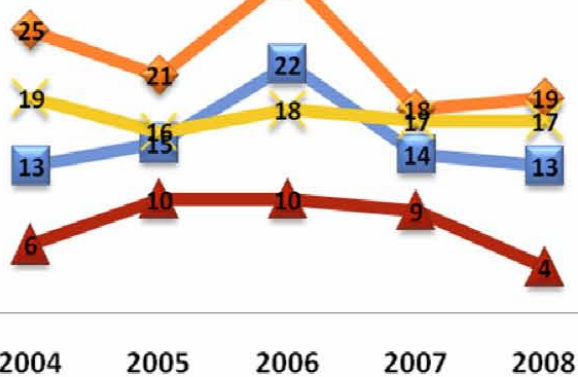
DeKalb County

TYPE	2004	2005	2006	2007	2008
Fatalities	69	81	85	71	59
Injuries	11400	12022	11201	11022	9129
Crashes	32087	33227	31795	31608	26629

Percent Change from Previous Year

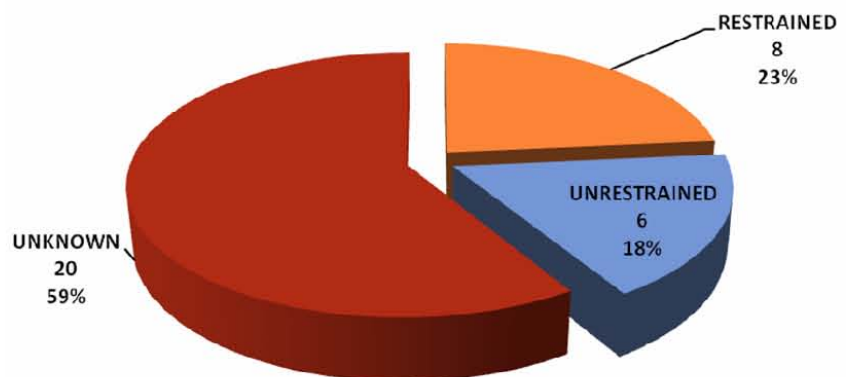


Fatality Types



- ◆ Alcohol-Impaired Driving (BAC=.08+) Fatalities
- Speeding Involved Crash Fatalities
- ▲ Motorcyclist Fatalities
- ✕ Pedestrian Fatalities

2008 Fatality by Restraint Use



Passenger Vehicles Include Light (P/U) Trucks & Passenger Cars