



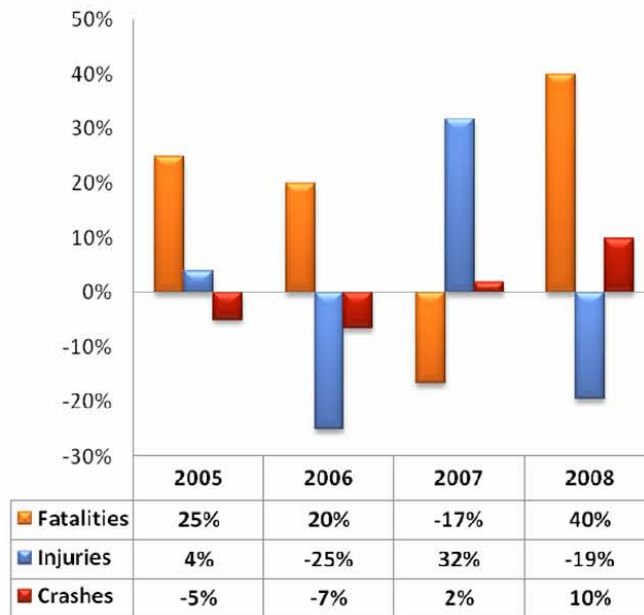
# GEORGIA

## TRAFFIC SAFETY FACTS

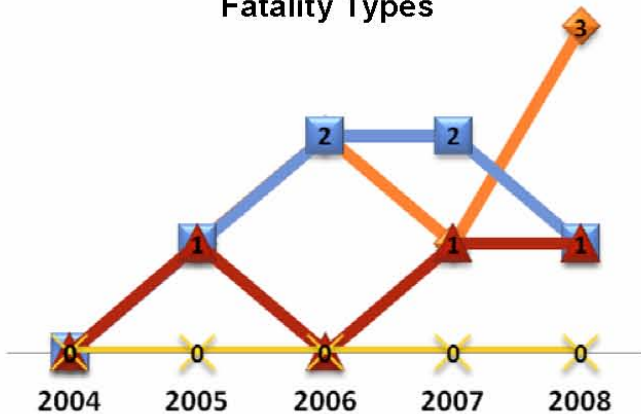
### Dade County

TYPE	2004	2005	2006	2007	2008
Fatalities	4	5	6	5	7
Injuries	230	239	179	236	190
Crashes	432	410	383	390	428

Percent Change from Previous Year

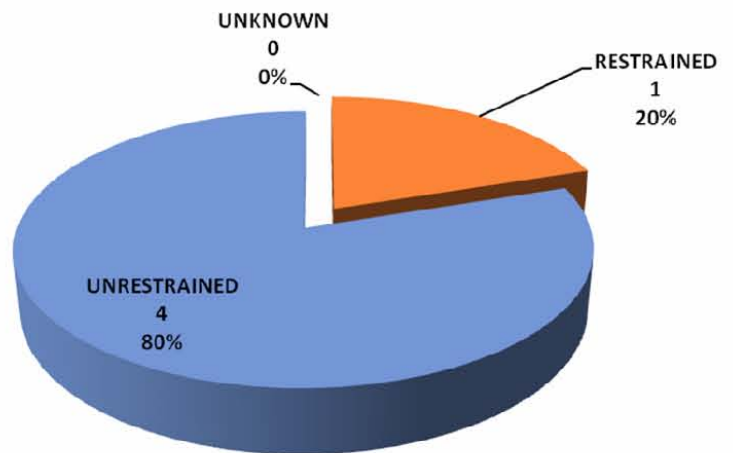


Fatality Types



- ◆— Alcohol-Impaired Driving (BAC=.08+) Fatalities
- Speeding Involved Crash Fatalities
- ▲— Motorcyclist Fatalities
- ✦— Pedestrian Fatalities

2008 Fatality by Restraint Use



Passenger Vehicles Include Light (P/U) Trucks & Passenger Cars