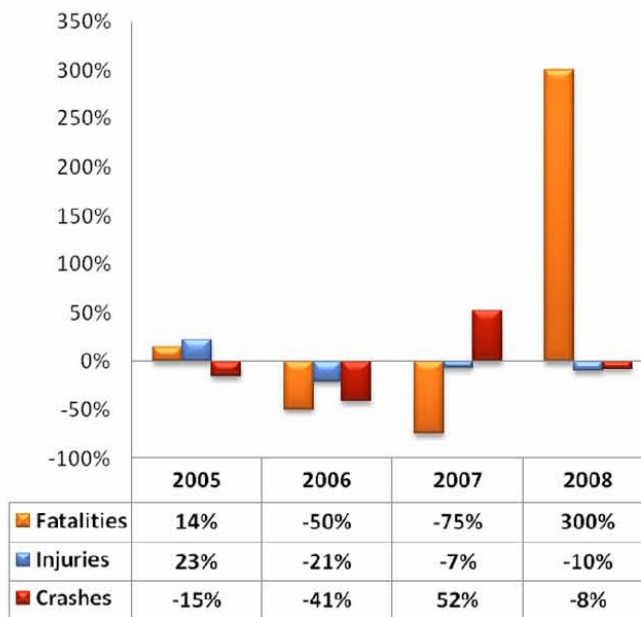


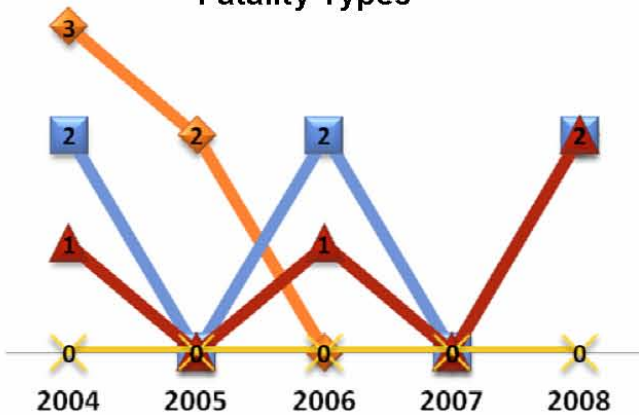
Crawford County

TYPE	2004	2005	2006	2007	2008
Fatalities	7	8	4	1	4
Injuries	137	168	133	124	111
Crashes	359	304	178	270	248

Percent Change from Previous Year

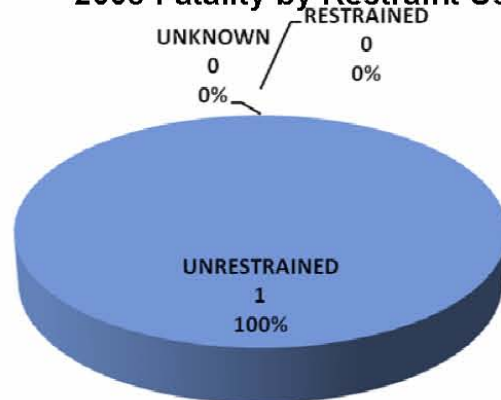


Fatality Types



- ◆ Alcohol-Impaired Driving (BAC=.08+) Fatalities
- Speeding Involved Crash Fatalities
- ▲ Motorcyclist Fatalities
- ✱ Pedestrian Fatalities

2008 Fatality by Restraint Use



Passenger Vehicles Include Light (P/U) Trucks & Passenger Cars