



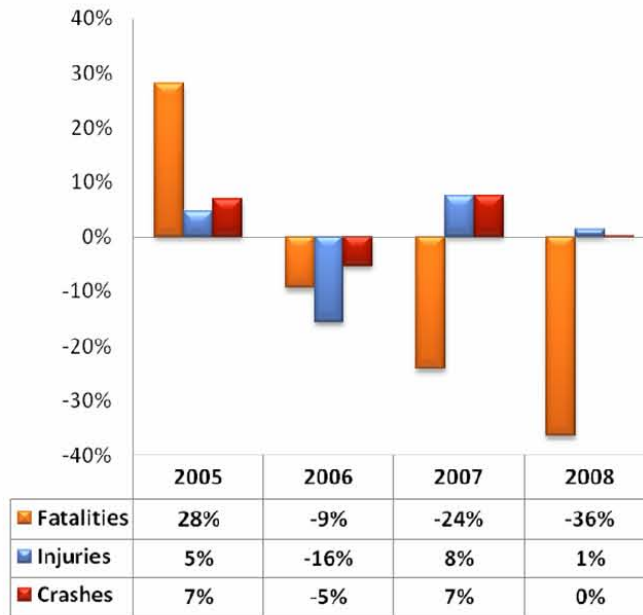
GEORGIA

TRAFFIC SAFETY FACTS

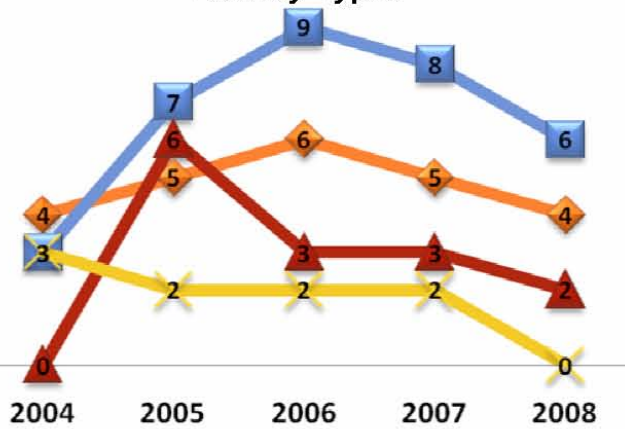
Coweta County

TYPE	2004	2005	2006	2007	2008
Fatalities	25	32	29	22	14
Injuries	1704	1783	1505	1618	1639
Crashes	3417	3652	3461	3717	3727

Percent Change from Previous Year

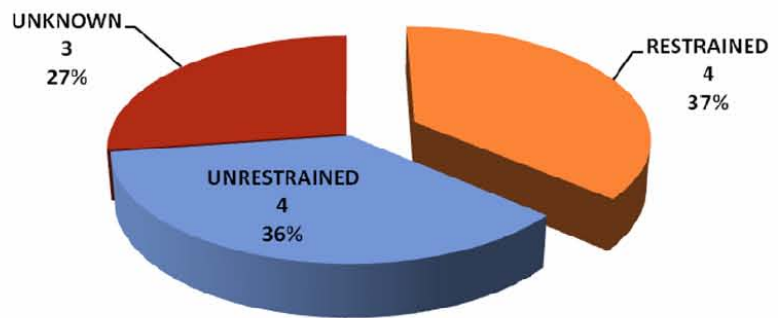


Fatality Types



- ◇— Alcohol-Impaired Driving (BAC=.08+) Fatalities
- Speeding Involved Crash Fatalities
- ▲— Motorcyclist Fatalities
- ✕— Pedestrian Fatalities

2008 Fatality by Restraint Use



Passenger Vehicles Include Light (P/U) Trucks & Passenger Cars