



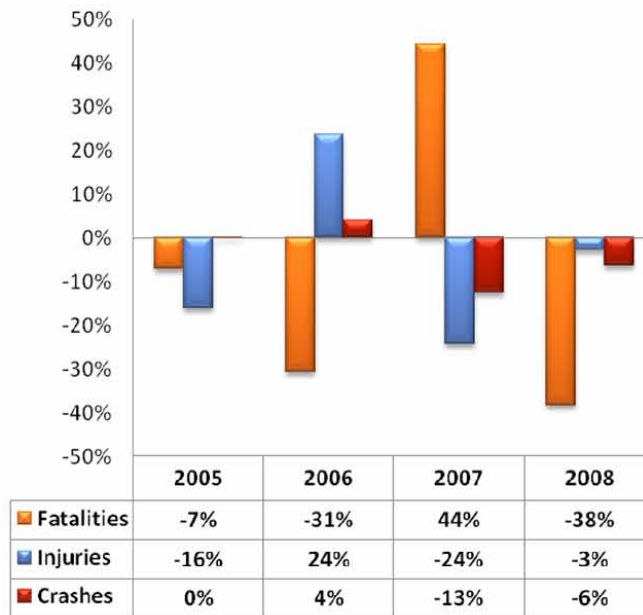
GEORGIA

TRAFFIC SAFETY FACTS

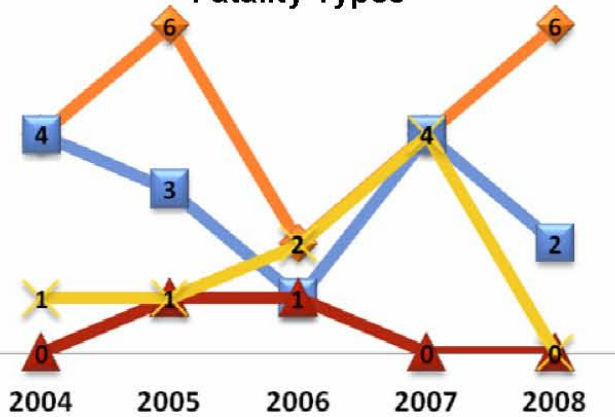
Colquitt County

TYPE	2004	2005	2006	2007	2008
Fatalities	14	13	9	13	8
Injuries	641	537	664	503	489
Crashes	1056	1053	1096	957	895

Percent Change from Previous Year

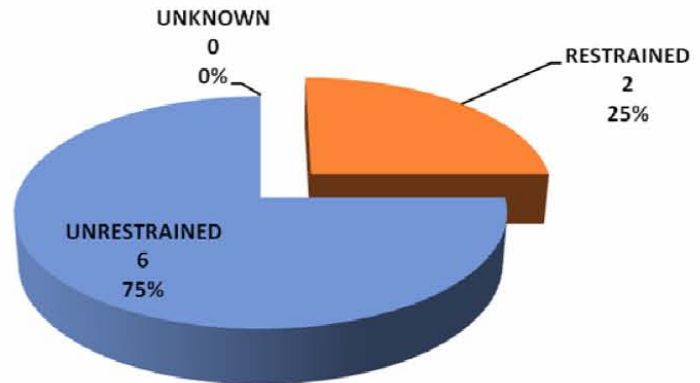


Fatality Types



- ◆ Alcohol-Impaired Driving (BAC=.08+) Fatalities
- Speeding Involved Crash Fatalities
- ▲ Motorcyclist Fatalities
- ✦ Pedestrian Fatalities

2008 Fatality by Restraint Use



Passenger Vehicles Include Light (P/U) Trucks & Passenger Cars